































ABC's OF HEALTHY KIDS | B: Brush and Floss

# Tooth Care Chart

Check off the tooth under each column when you're finished brushing and flossing!

	BRUSHING	FLOSSING
<b>Monday</b>	 	 
<b>Tuesday</b>	 	 
<b>Wednesday</b>	 	 
<b>Thursday</b>	 	 
<b>Friday</b>	 	 
<b>Saturday</b>	 	 
<b>Sunday</b>	 	 

Name: \_\_\_\_\_

