

## **Snohomish County COVID-19 Outbreaks**

### **March 2020 – August 2021**

COVID-19 facility and employer outbreaks have been occurring in Snohomish County since March 2020. As of August 31, 2021, there have been 1,062 outbreaks reported. Long-term care facilities (LTCF), including adult family homes, are the most common site of COVID outbreaks (figure 1, table 1). The second most common sites are retail locations, followed by manufacturing, restaurants, and service providers.

Compared to the previous month, the number of outbreaks were up in August 2021. There was a total of 84 outbreaks compared to only 52 outbreak events in July 2021. This increase coincides with the overall increase in COVID-19 cases in Snohomish County.

Healthcare associated outbreaks are unique from non-healthcare in response activities and infection control implications. Outbreaks in long-term care facilities and adult family homes are defined by the Washington State Department of Health as:

1. One laboratory-positive (PCR or antigen) case of COVID-19 in a resident, OR
2. Two laboratory-positive (PCR or antigen) cases of COVID-19 in staff members, OR
3. One resident with severe respiratory infection resulting in hospitalization or death, OR
4. Two or more residents or healthcare workers with new-onset respiratory symptoms consistent with COVID-19 within 72 hours of each other

All other healthcare facility outbreaks are defined the same as non-healthcare associated outbreaks (see below).

There were 220 healthcare associated outbreaks which accounted for 2,018 cases of COVID-19 (table 2). Over half of all healthcare associated outbreaks were in long-term care facilities (skilled nursing and assisted living). The next most common site of healthcare associated outbreaks is adult family homes (30%). Healthcare associated outbreaks were among the first outbreaks identified. Healthcare workers and residents of LTCFs and adult family homes were among the first groups eligible to receive COVID-19 vaccine. These early efforts have kept healthcare-associated outbreaks down during a surge of COVID-19 cases starting in spring 2021. Unfortunately, the number of LTCF and healthcare associated outbreaks has risen sharply since July 2021.

Non-healthcare outbreaks consist of childcares, places of employment, faith-based organizations, community, and social events. A non-healthcare outbreak is defined as:

1. Two or more laboratory-positive (PCR or antigen) cases, AND
2. At least two of the cases have symptom onset dates within 14 days of each other, AND
3. Plausible epidemiological evidence of transmission in the workplace or related setting, AND
4. No other known epidemiological link outside of the workplace or related setting.

Community and social event outbreaks are defined as 5 or more cases associated with a specific community group or social event.

There has been a total of 842 non-healthcare outbreaks involving 4,860 cases of COVID-19 (table 3). Retail locations were the most common site of COVID-19 outbreaks. There have been 133 retail outbreaks involving 563 cases. Other common sites of employment-associated outbreaks were manufacturing (n=120), service providers (n=87) and restaurants (n=87).

Figure 1: Snohomish County COVID-19 outbreaks by site, August 2021

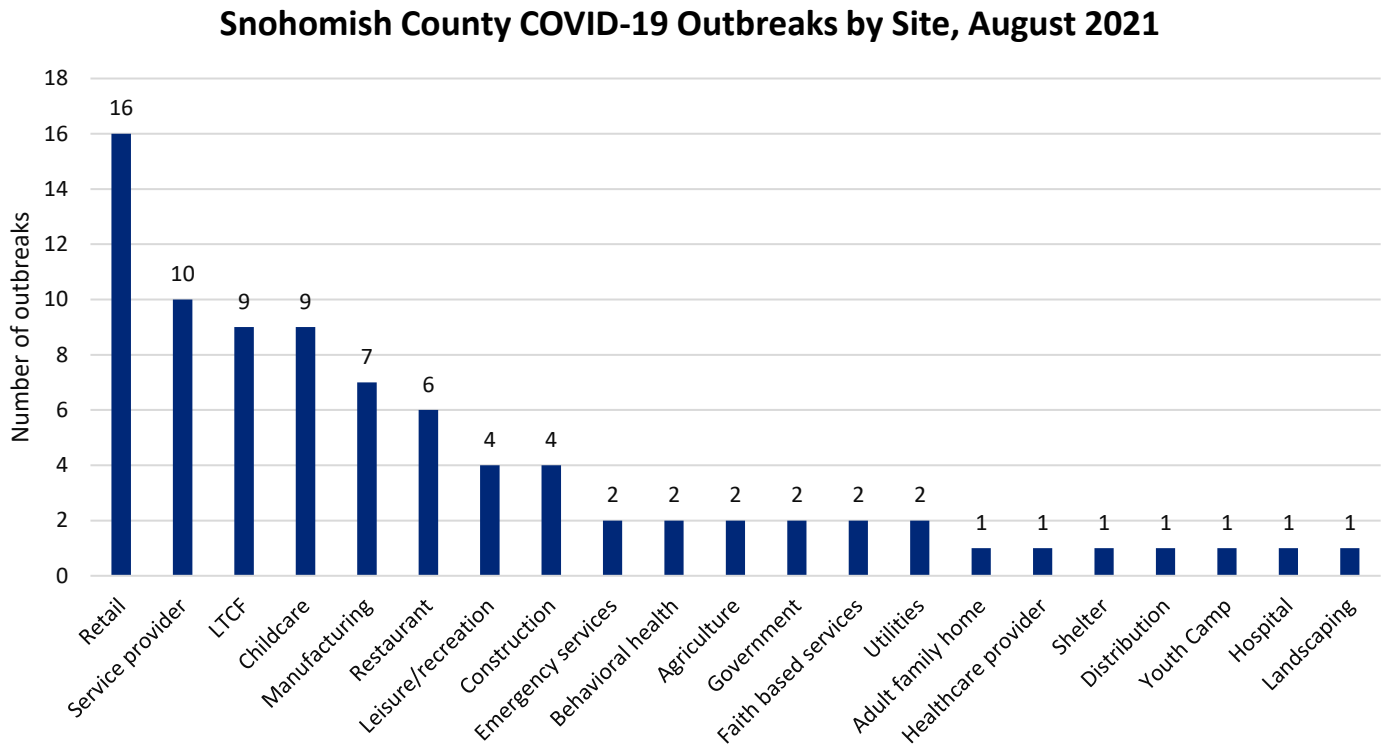


Figure 2: Snohomish County COVID-19 outbreaks by site March 2020 – August 2021

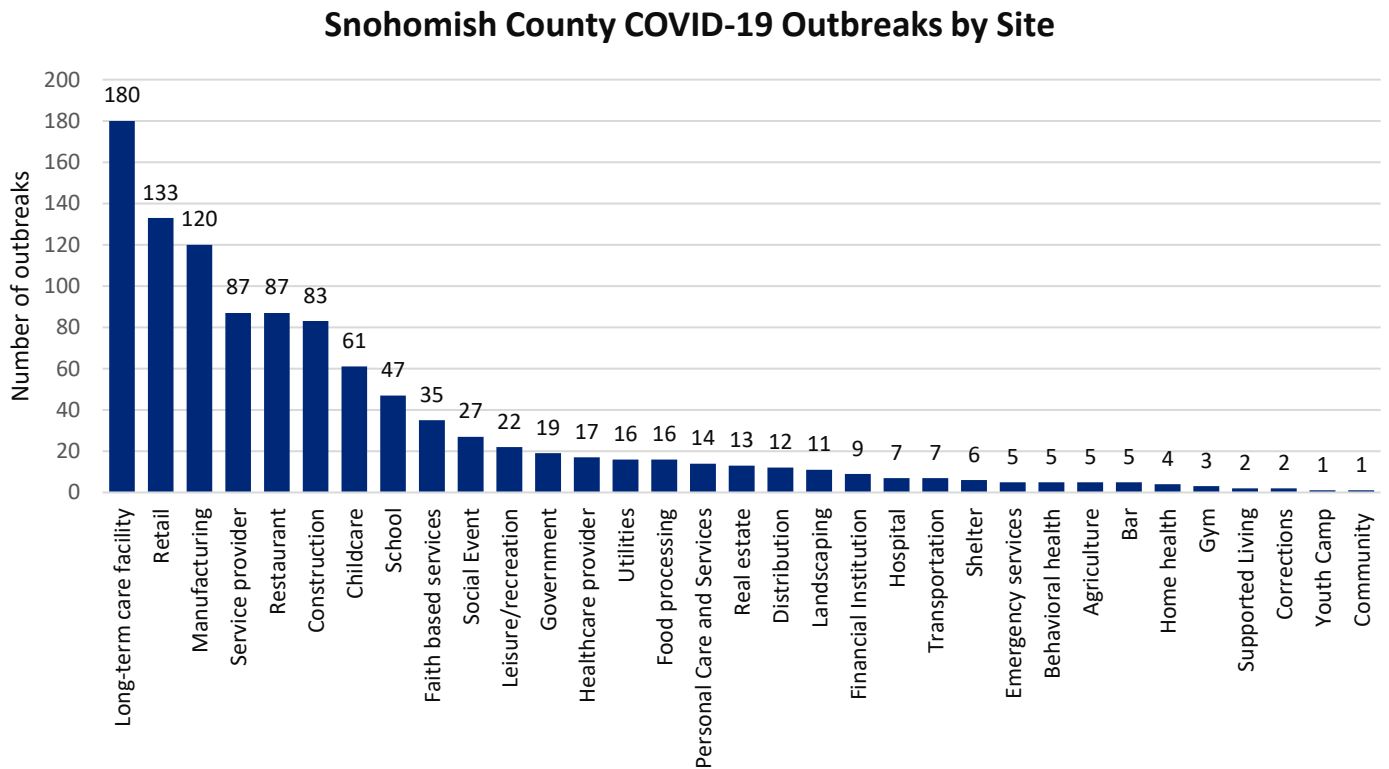
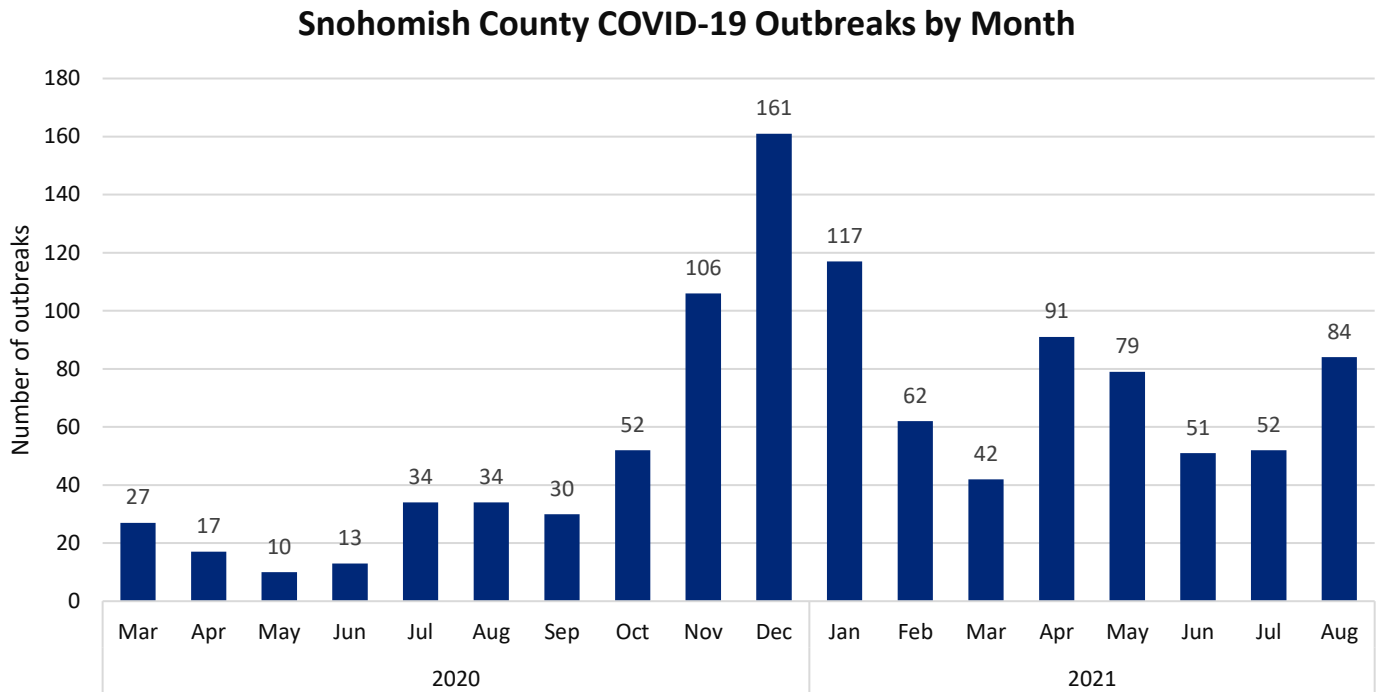


Figure 3: COVID-19 outbreaks by month, March 2020 – August 2021



### Healthcare Associated Outbreaks:

Figure 4: Healthcare associated COVID-19 outbreaks by month, March 2020 – August 2021

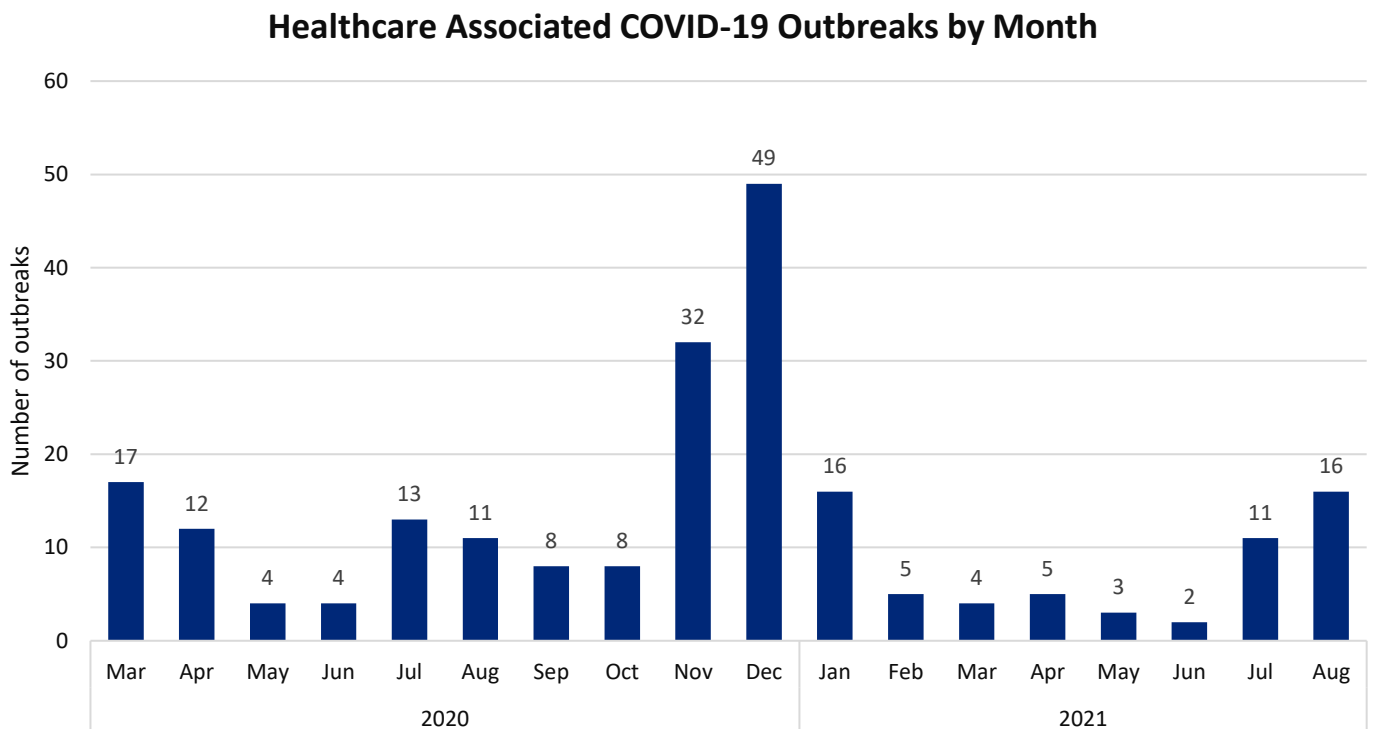


Table 1: Healthcare associated COVID-19 outbreaks by site, August 2021

Site	Number	Percent	Number of cases	Median	Range
LTCF (skilled nursing, assisted living)	9	56%	42	3	1-15
Behavioral health	2	13%	7	3.5	2-5
Emergency services	2	13%	6	3	3
Healthcare provider (includes dental)	1	6%	3	---	---
Adult family home	1	6%	1	---	---
Hospital	1	6%	6	---	---
<b>Grand Total</b>	<b>16</b>	<b>100%</b>	<b>40</b>	<b>2</b>	<b>1-15</b>

Table 2: Healthcare associated COVID-19 outbreaks by site, March 2020 – August 2021

Site	Number	Percent	Number of cases	Median	Range
LTCF (skilled nursing, assisted living)	114	52%	1,627	4	1-195
Adult family home	66	30%	219	2	1-11
Healthcare provider (includes dental)	17	7%	46	2	2-5
Hospital	7	3%	42	6	2-10
Emergency services	5	2%	21	4	4-6
Behavioral health	5	2%	17	4	2-5
Home health	4	2%	26	3.5	2-17
Supported Living	2	0%	20	10	5-15
<b>Grand Total</b>	<b>220</b>	<b>100%</b>	<b>2,018</b>	<b>3</b>	<b>1-195</b>

## Non-Healthcare Associated Outbreaks:

Figure 5: Non-healthcare associated COVID-19 outbreaks by month, March 2020 – August 2021

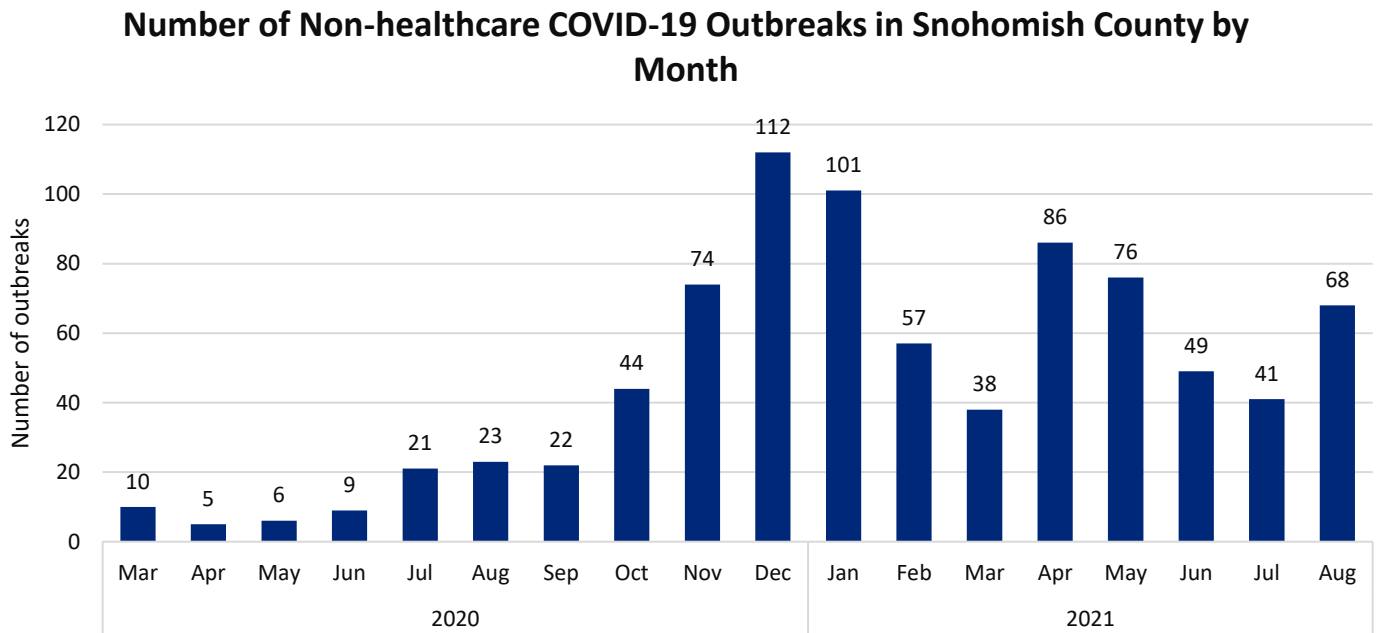


Table 3: Non-healthcare associated COVID-19 outbreaks by site August 2021

Site	Number	Percent	Number of cases	Median	Range
Retail	16	24%	68	3.5	2-9
Service provider	10	15%	34	2.5	2-7
Childcare	9	13%	49	5	2-10
Manufacturing	7	10%	24	3	2-6
Restaurant	6	9%	24	4	3-6
Construction	4	6%	31	3	2-23
Leisure/recreation	4	6%	17	4.5	2-6
Utilities	2	3%	5	2.5	2-3
Agriculture	2	3%	7	3.5	2-5
Faith based services	2	3%	29	14.5	5-24
Government	2	3%	12	6	6
Youth Camp	1	1%	5	---	---
Distribution	1	1%	6	---	---
Landscaping	1	1%	3	---	---
Shelter	1	1%	3	---	---
<b>Grand Total</b>	<b>68</b>	<b>100%</b>	<b>317</b>	<b>4</b>	<b>2-24</b>

Table 4: Non-healthcare associated COVID-19 outbreaks by site, March 2020 – August 2021

Site	Number	Percent	Number of cases	Median	Range
Retail	133	16%	563	3	2-20
Manufacturing	120	14%	553	3	2-31
Restaurant	87	10%	368	3	2-17
Service provider	87	10%	343	3	2-17
Construction	83	10%	311	3	2-23
Childcare	61	7%	259	3	2-15
School	47	6%	182	3	2-18
Faith based services	35	4%	350	7	2-28
Social Event	27	3%	204	6	5-22
Leisure/recreation	22	3%	156	3.5	2-38
Government	19	2%	155	3	2-74
Utilities	16	2%	95	4	2-24
Food processing	16	2%	54	3	2-7
Personal Care and Services	14	2%	40	2	2-7
Real estate	13	2%	43	3	2-7
Distribution	12	1%	59	5	2-8
Landscaping	11	1%	48	4	2-9
Financial Institution	9	1%	26	3	2-4
Transportation	7	1%	50	4	2-21
Shelter	6	1%	54	3.5	2-37
Bar	5	1%	38	6	2-18
Agriculture	5	1%	15	2	2-5
Gym	3	0%	16	4	3-9
Corrections	2	0%	732	366	14-718
Community	1	0%	141	---	---
Youth Camp	1	0%	5	---	---
<b>Grand Total</b>	<b>842</b>	<b>100%</b>	<b>4,860</b>	<b>3</b>	<b>2-718</b>