

Snohomish County COVID-19 Outbreaks

June 30, 2021

COVID-19 facility and employer outbreaks have been occurring in Snohomish County since March 2020. As of June 30, 2021, there have been 922 outbreaks reported. Long-term care facilities (LTCF), including adult family homes, are the most common site of COVID outbreaks (figure 1, table 1). The second most common site is retail locations, followed by manufacturing, restaurants, construction sites, and service providers.

Healthcare associated outbreaks are unique from non-healthcare in response activities and infection control implications. Outbreaks in long-term care facilities and adult family homes are defined by the Washington State Department of Health as:

1. One laboratory-positive (PCR or antigen) case of COVID-19 in a resident, OR
2. Two laboratory-positive (PCR or antigen) cases of COVID-19 in staff members, OR
3. One resident with severe respiratory infection resulting in hospitalization or death, OR
4. Two or more residents or healthcare workers with new-onset respiratory symptoms consistent with COVID-19 within 72 hours of each other

All other healthcare facility outbreaks are defined the same as non-healthcare associated outbreaks (see below).

There were 193 healthcare associated outbreaks which accounted for 1,891 cases of COVID-19 (table 2). Half of all healthcare associated outbreaks were in long-term care facilities (skilled nursing and assisted living). The next most common site of healthcare associated outbreaks is adult family homes (33%). Healthcare associated outbreaks were among the first outbreaks identified. During the first COVID-19 wave in early 2020, outbreak events peaked in March followed by a slowing in outbreak events. A small surge in healthcare-associated outbreaks occurred during July-August 2020, corresponding to the county's second COVID-19 wave, and was followed by a large spike in healthcare associated outbreaks in November and December 2020 (figure 2) concurrent with the third wave of community-wide transmission which has since subsided. Healthcare workers and residents of LTCFs and adult family homes were among the first groups eligible to receive COVID-19 vaccine. These early efforts have kept healthcare-associated outbreaks down during a surge of COVID-19 cases starting in March 2021.

Non-healthcare outbreaks consist of childcares, places of employment, faith-based organizations, community, and social events. A non-healthcare outbreak is defined as:

1. Two or more laboratory-positive (PCR or antigen) cases, AND
2. At least two of the cases have symptom onset dates within 14 days of each other, AND
3. Plausible epidemiological evidence of transmission in the workplace or related setting, AND
4. No other known epidemiological link outside of the workplace or related setting.

Community and social event outbreaks are defined as 5 or more cases associated with a specific community group or social event.

There were 729 non-healthcare outbreaks involving 4,245 cases of COVID-19 (table 3). Retail locations were the most common site of COVID-19 outbreaks. There were 111 retail-associated outbreaks involving 466 cases. Other common sites of employment-associated outbreaks were manufacturing (n=106), restaurants (n=80), construction sites (n=76), and service providers (n=73). Non-healthcare outbreaks peaked in December 2020 with a slow decline in early 2021. The 4th wave of the pandemic started in March 2021 and has led to an increase in the number of non-health care

outbreaks (figure 3). Non-healthcare outbreaks have steadily declined since May. This coincides with the decline in COVID cases in Snohomish County.

Figure 1: Snohomish County COVID-19 outbreaks by site March 2020 – June 30, 2021

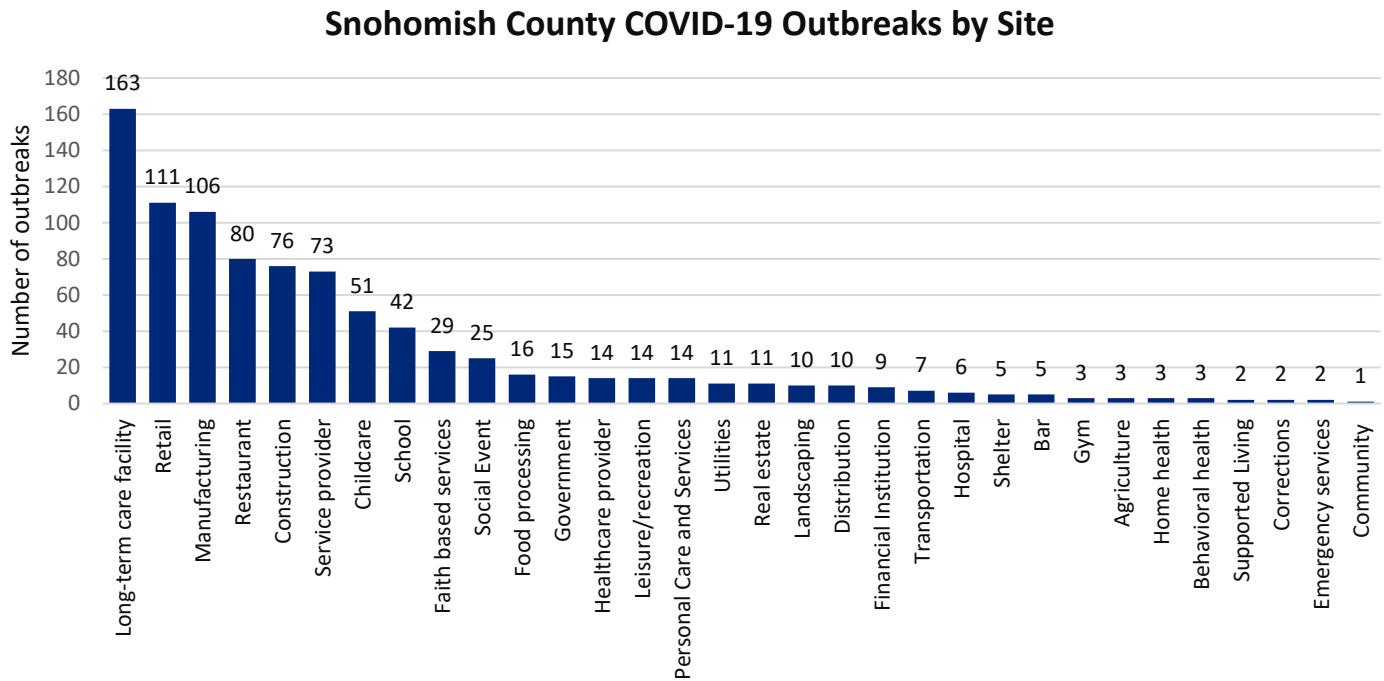


Figure 2: COVID-19 outbreaks by month, March 2020 – May 24, 2021

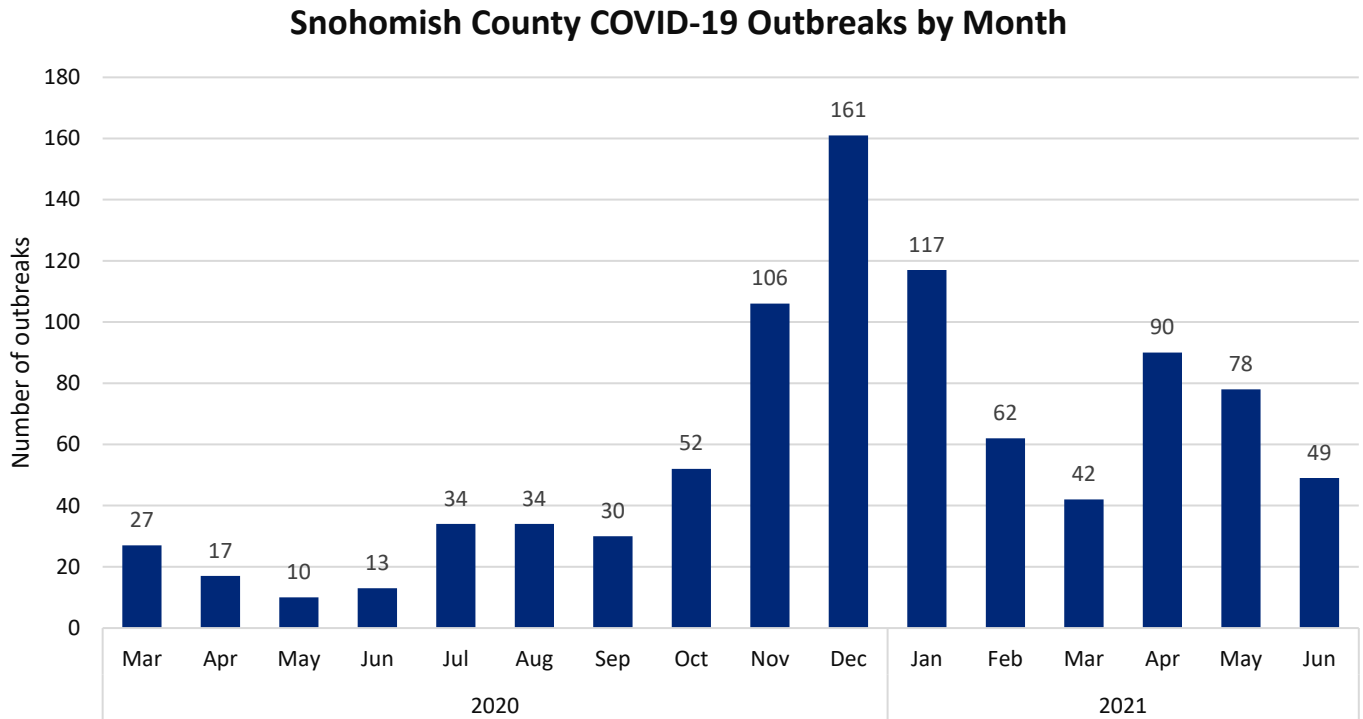


Table 1: Healthcare associated COVID-19 outbreaks by site, March 2020 – June 30, 2021

Site	Number	Percent	Number of cases	Median	Range
LTCF (skilled nursing, assisted living)	100	52%	1,543	4	1-195
Adult family home	63	33%	210	2	1-11
Healthcare provider (includes dental)	14	7%	39	2.5	2-5
Hospital	6	3%	36	5.5	2-10
Behavioral Health	3	2%	24	4	4-17
Home Health	3	2%	10	4	2-4
Supported Living	2	1%	20	10	5-15
Emergency services	2	1%	9	4.5	4-5
Grand Total	193	100%	1,878	3	1-195

Figure 3: Healthcare associated COVID-19 outbreaks by month, March 2020 – June 30, 2021

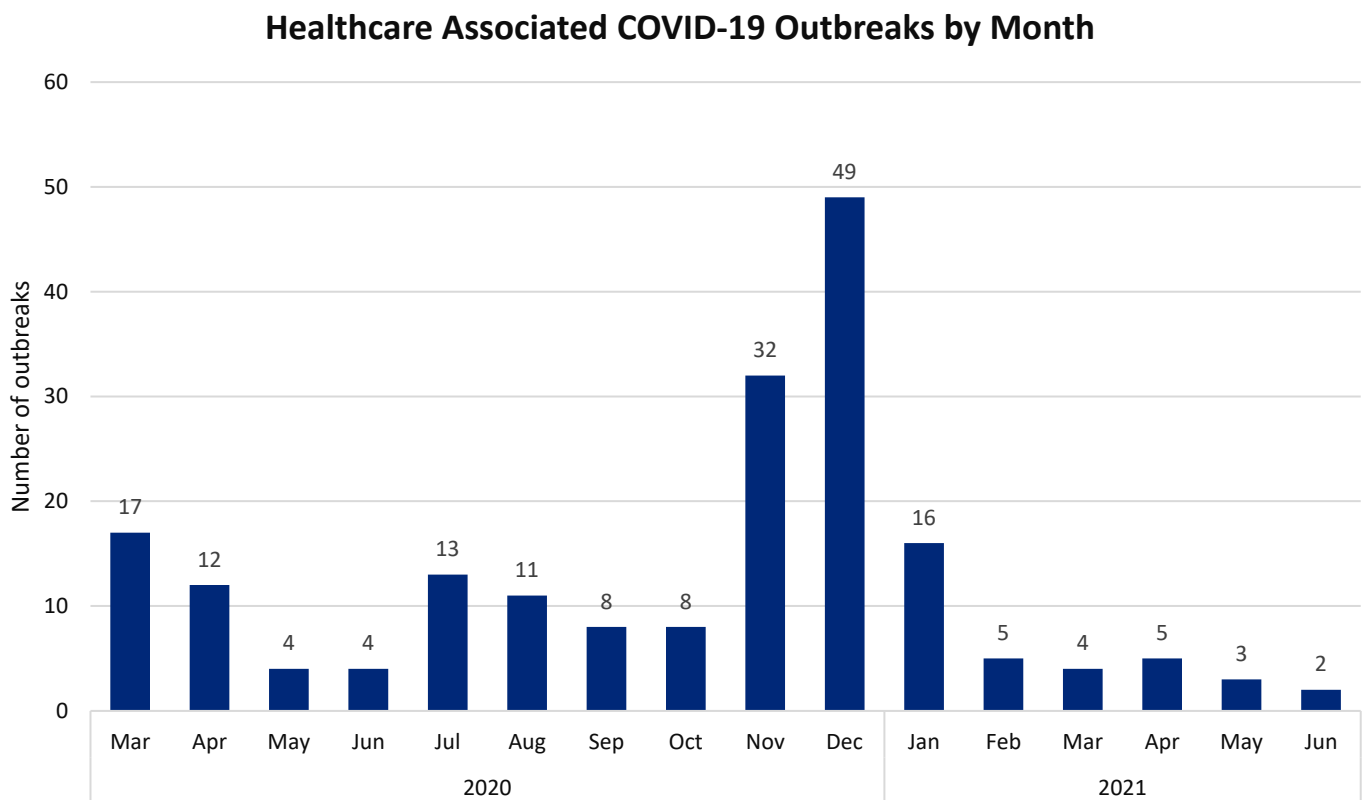


Table 3: Non-healthcare associated COVID-19 outbreaks by site, March 2020 – June 30, 2021

Site	Number	Percent	Number of cases	Median	Range
Retail	111	15%	446	3	2-20
Manufacturing	106	15%	504	3	2-31
Restaurant	80	11%	339	3	2-17
Construction	76	10%	273	3	2-12
Service provider	73	10%	290	3	2-17
Childcare	51	7%	204	3	2-15
School	42	6%	164	3	2-18
Faith based services	29	4%	229	6	2-26
Social Event	25	3%	188	6	5-22
Food processing	16	2%	54	3	2-7
Government	15	2%	137	3	2-74
Leisure/recreation	14	2%	120	3	2-38
Personal Care and Services	14	2%	40	2	2-7
Utilities	11	2%	68	4	2-24
Real estate	11	2%	37	3	2-7
Distribution	10	1%	49	5	2-7
Landscaping	10	1%	45	4.5	2-9
Financial Institution	9	1%	26	3	2-4
Transportation	7	1%	50	4	2-21
Shelter	5	1%	51	4	2-37
Bar	5	1%	38	6	2-18
Gym	3	<1%	16	4	3-9
Agriculture	3	<1%	8	2	2-4
Corrections	2	<1%	708	354	14-694
Community	1	<1%	141	N/A	N/A
Grand Total	729	100%	4,245	3	2-694

Figure 4: Non-healthcare associated COVID-19 outbreaks by month, March 2020 – June 30, 2021

