

Snohomish County COVID-19 Outbreaks

March 20, 2021

COVID-19 facility and employer outbreaks have been occurring in Snohomish County since March 2020. As of March 20, 2021, there have been 692 outbreaks reported. Long-term care facilities (LTCF), including adult family homes, are the most common site of COVID outbreaks (figure 1, table 1). The second most common site is retail locations, followed by manufacturing, construction sites, restaurants, and service providers.

Healthcare associated outbreaks are unique from non-healthcare in response activities and infection control implications. Outbreaks in long-term care facilities and adult family homes are defined by the Washington State Department of Health as:

1. One laboratory-positive (PCR or antigen) case of COVID-19 in a resident, OR
2. Two laboratory-positive (PCR or antigen) cases of COVID-19 in staff members, OR
3. One resident with severe respiratory infection resulting in hospitalization or death, OR
4. Two or more residents or healthcare workers with new-onset respiratory symptoms consistent with COVID-19 within 72 hours of each other

All other healthcare facility outbreaks are defined the same as non-healthcare associated outbreaks (see below).

There were 182 healthcare associated outbreaks which accounted for 1,848 cases of COVID-19 (table 2). Half of all healthcare associated outbreaks were in long-term care facilities (skilled nursing and assisted living). The next most common site of healthcare associated outbreaks is adult family homes. Healthcare associated outbreaks were among the first outbreaks identified. During the first COVID-19 wave in early 2020, outbreak events peaked in March followed by a slowing in outbreak events. A small surge in healthcare-associated outbreaks occurred during July-August 2020, corresponding to the county's second COVID-19 wave, and was followed by a large spike in healthcare associated outbreaks in November and December 2020 (figure 2) concurrent with the third wave of community-wide transmission which has since subsided.

Non-healthcare outbreaks consist of childcares, places of employment, faith-based organizations, community, and social events. A non-healthcare outbreak is defined as:

1. Two or more laboratory-positive (PCR or antigen) cases, AND
2. At least two of the cases have symptom onset dates within 14 days of each other, AND
3. Plausible epidemiological evidence of transmission in the workplace or related setting, AND
4. No other known epidemiological link outside of the workplace or related setting.

Community and social event outbreaks are defined as 5 or more cases associated with a specific community group or social event.

There were 510 non-health care outbreaks involving 3,292 cases of COVID-19 (table 3). Retail locations were the most common site of COVID-19 outbreaks. There were 84 retail-associated outbreaks involving 369 cases. Other common sites of employment-associated outbreaks were manufacturing (n=70), construction sites (n=53), restaurants (n=52), and service providers (n=45). Non-healthcare outbreaks peaked in December 2020 and have slowly declined since the beginning of 2021 (figure 3).

Figure 1: Snohomish County COVID-19 outbreaks by site March 2020 – March 20, 2021

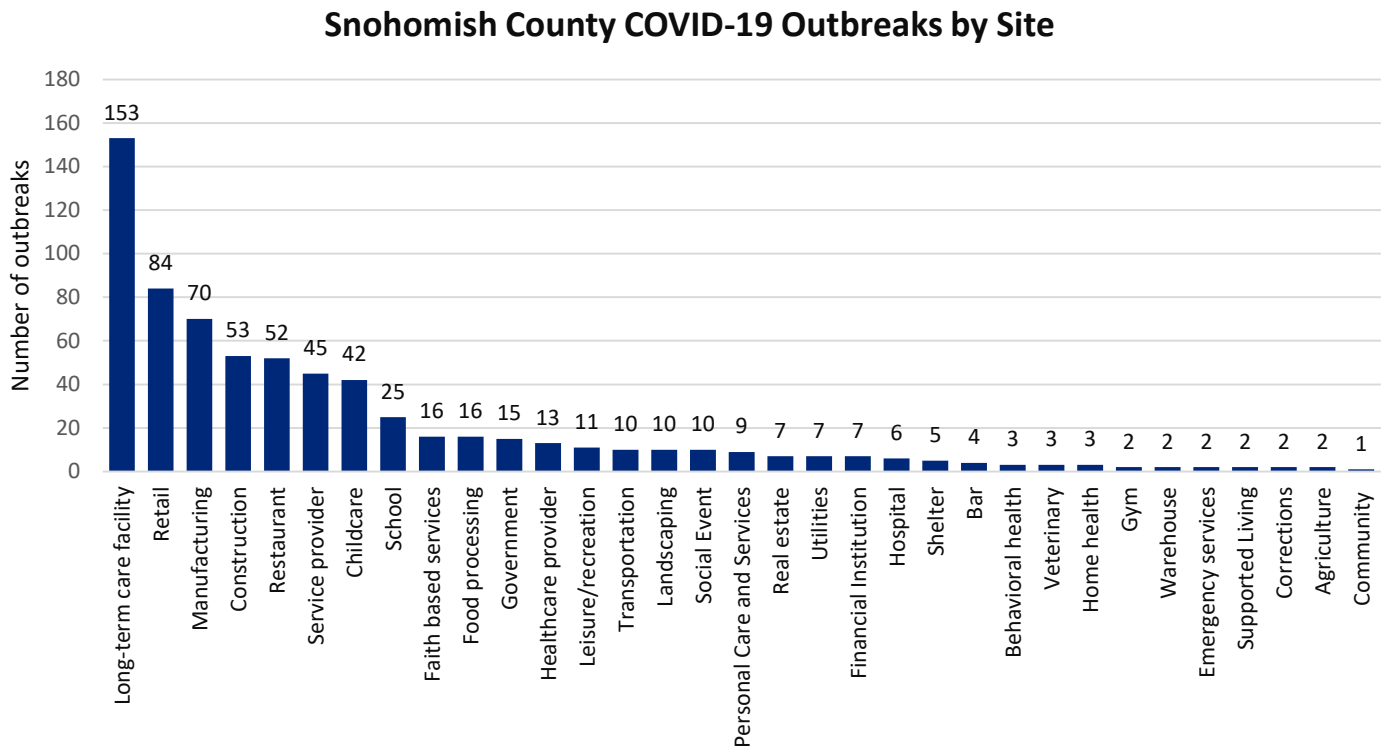
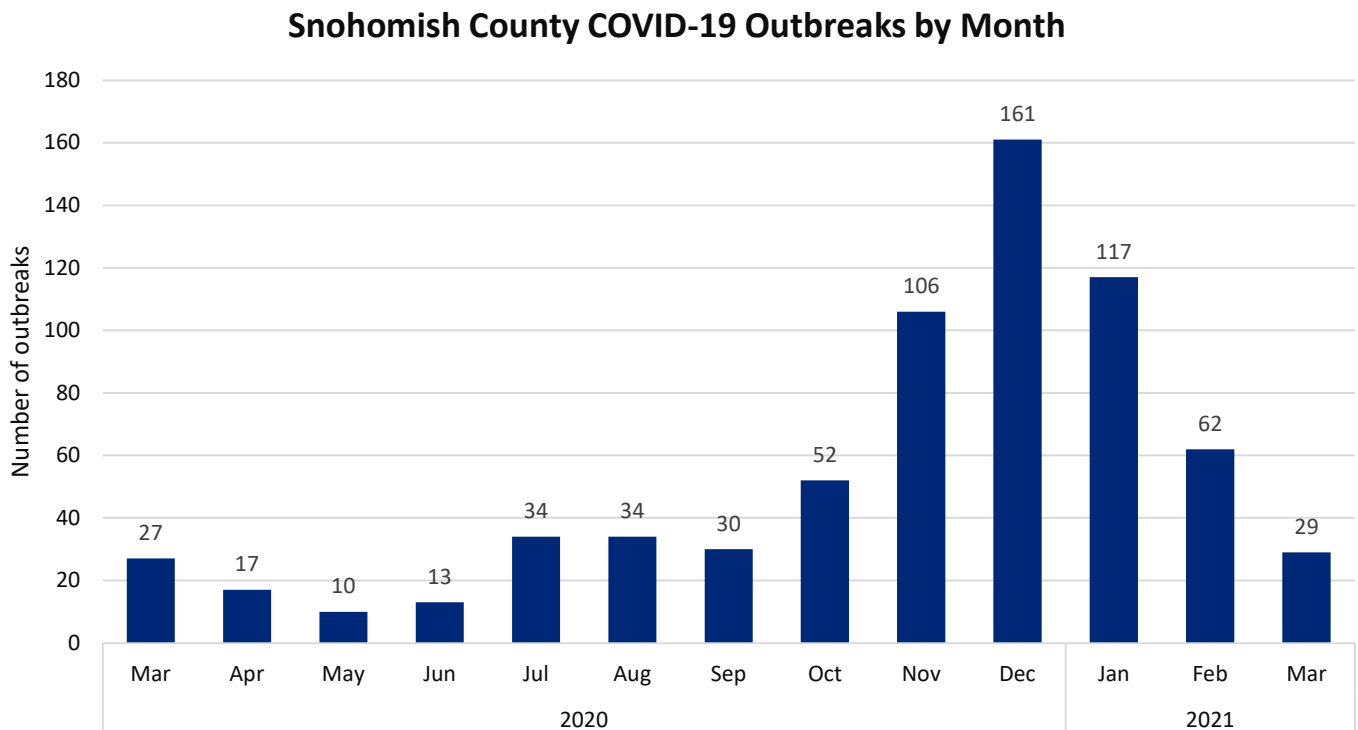


Figure 2: COVID-19 outbreaks by month, March 2020 – March 20, 2021

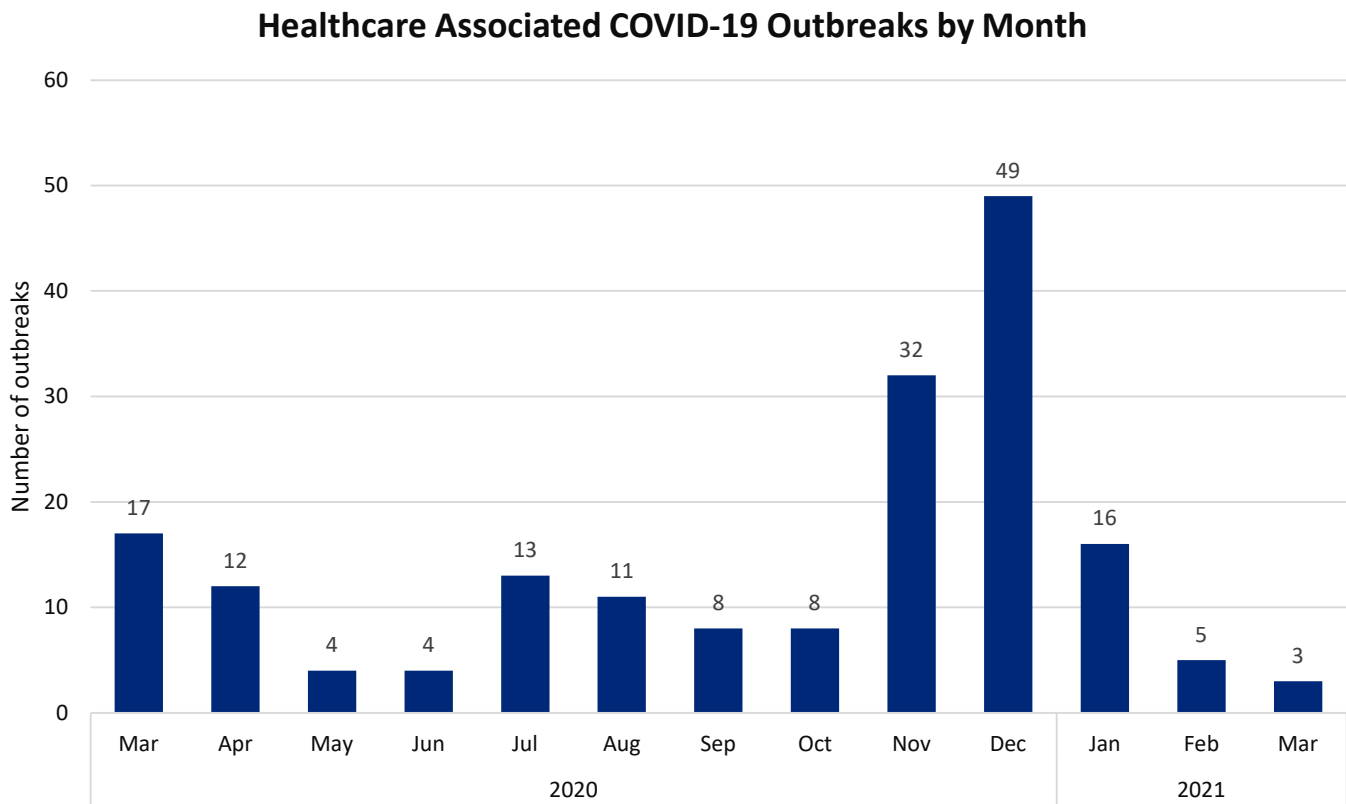


Note: data for March is incomplete as of this writing. 29 outbreak events identified from March 1-20, 2021.

Table 1: Healthcare associated COVID-19 outbreaks by site, March 2020 – March 20, 2021

Site	Number	Percent	Number of cases	Median	Range
LTCF (skilled nursing, assisted living)	91	50.6%	1511	5	1-195
Adult family home	62	34.4%	204	2	1-11
Healthcare provider (includes dental)	13	6.7%	34	2	2-5
Hospital	6	3.3%	36	5.5	2-10
Home health	3	1.7%	24	4	4-17
Behavioral health	3	1.7%	10	4	2-4
Supported Living	2	1.1%	20	10	5-15
Emergency services	2	0.6%	9	4.5	4-5
Grand Total	182	100.0%	1,848	3	1-184

Figure 3: Healthcare associated COVID-19 outbreaks by month, March 2020 – March 20, 2021

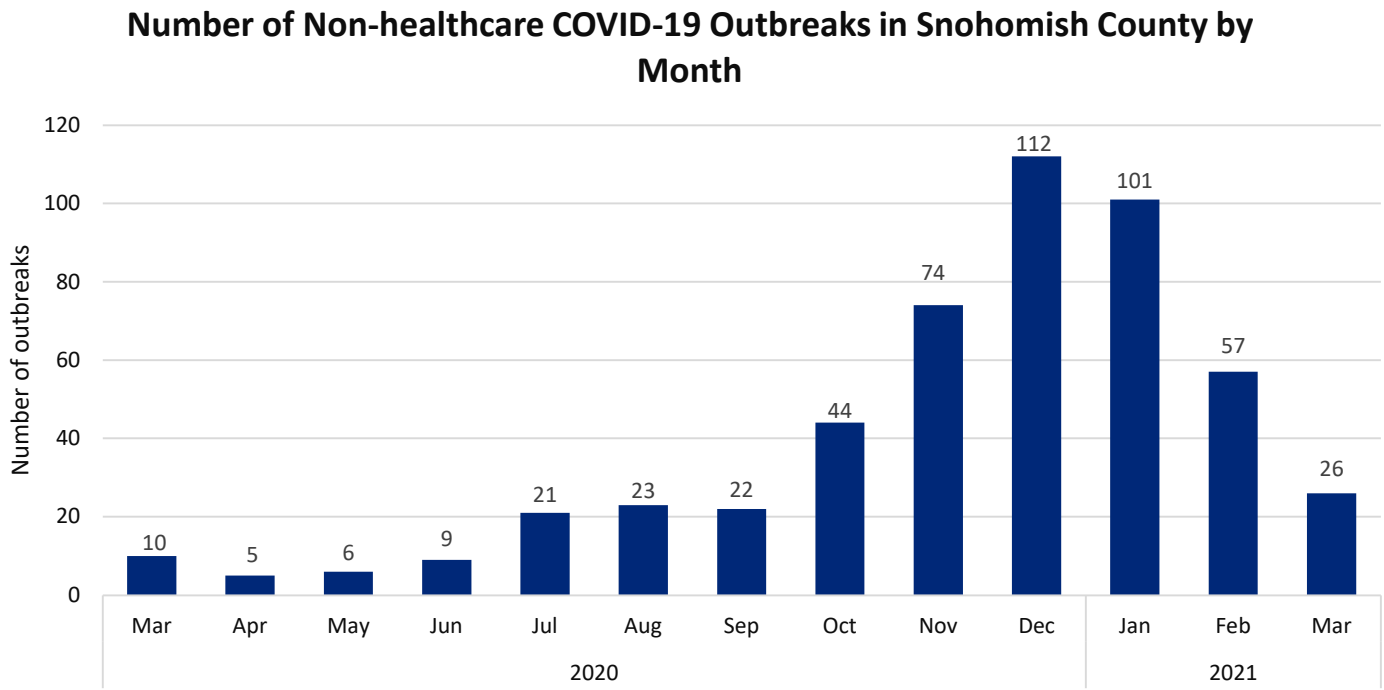


Note: data for March is incomplete as of this writing. 3 outbreak events identified from March 1-20, 2021

Table 3: Non-healthcare associated COVID-19 outbreaks by site, March 2020 – March 20, 2021

Site	Number	Percent	Number of cases	Median	Range
Retail	84	16.5%	369	3	2-20
Manufacturing	70	13.7%	379	3	2-31
Construction	53	10.4%	187	3	2-12
Restaurant	52	10.2%	220	3	2-17
Service provider	45	8.8%	190	3	2-17
Childcare	42	8.2%	166	3	2-15
School	25	4.9%	114	3	2-18
Faith based services	16	3.1%	91	4.5	2-12
Food processing	16	3.1%	54	3	2-7
Government	15	2.9%	135	3	2-12
Leisure/recreation	11	2.2%	105	4	2-30
Social Event	10	2.0%	90	6	5-22
Transportation	10	2.0%	67	5	2-20
Landscaping	10	2.0%	45	4.5	2-9
Personal Care and Services	9	1.8%	27	2	2-7
Financial Institution	7	1.4%	19	3	2-3
Utilities	7	1.4%	59	6	2-24
Real estate	7	1.4%	25	4	2-7
Shelter	5	1.0%	51	4	2-37
Bar	4	0.8%	17	4	2-7
Veterinary	3	0.6%	24	9	4-11
Warehouse	2	0.4%	11	5.5	5-6
Gym	2	0.4%	12	6	3-9
Agriculture	2	0.4%	6	3	2-4
Corrections	2	0.4%	688	344	14-674
Community	1	0.2%	141	N/A	N/A
Grand Total	510	100.0%	3,292	3	2-674

Figure 4: Non-healthcare associated COVID-19 outbreaks by month, March 2020 – March 20, 2021



Note: data for March is incomplete as of this writing. 26 outbreak events identified from March 1- 20, 2021.