

Snohomish County COVID-19 Outbreaks

February 15, 2021

COVID-19 facility and employer outbreaks have been occurring in Snohomish County since March 2020. As of February 15, 2021, there have been 640 outbreaks reported. Long-term care facilities (LTCF), including adult family homes, are the most common site of COVID outbreaks (figure 1, table 1). The second most common site is retail locations, followed by manufacturing, construction sites, restaurants, and childcare facilities.

Healthcare associated outbreaks are unique from non-healthcare in response activities and infection control implications. Outbreaks in long-term care facilities and adult family homes are defined by the Washington State Department of Health as:

1. One laboratory-positive (PCR or antigen) case of COVID-19 in a resident, OR
2. Two laboratory-positive (PCR or antigen) cases of COVID-19 in staff members, OR
3. One resident with severe respiratory infection resulting in hospitalization or death, OR
4. Two or more residents or healthcare workers with new-onset respiratory symptoms consistent with COVID-19 within 72 hours of each other

All other healthcare facility outbreaks are defined the same as non-healthcare associated outbreaks (see below).

There were 177 healthcare associated outbreaks which accounted for 1,872 cases of COVID-19 (table 2). Over half were in long-term care facilities (skilled nursing and assisted living). The next most common site of healthcare associated outbreaks is adult family homes. Healthcare associated outbreaks were among the first outbreaks identified. In the spring outbreak events peaked in March followed by a slowing in outbreak events. There was a large spike in healthcare associated outbreaks in November and December 2020 (figure 2) concurrent with the ongoing third wave of community-wide transmission.

Non-healthcare outbreaks consist of childcares, places of employment, faith-based organizations, community, and social events. A non-healthcare outbreak is defined as:

1. Two or more laboratory-positive (PCR or antigen) cases, AND
2. At least two of the cases have symptom onset dates within 14 days of each other, AND
3. Plausible epidemiological evidence of transmission in the workplace or related setting, AND
4. No other known epidemiological link outside of the workplace or related setting.

Community and social event outbreaks are defined as 5 or more cases associated with a specific community group or social event.

There were 463 non-health care outbreaks involving 4,902 cases of COVID-19 (table 3). Retail locations were the most common site of COVID-19 outbreak. There were 79 retail-associated outbreaks involving 351 cases. Other common sites of employment-associated outbreaks were manufacturing (n=58), construction sites (n=50), restaurants (n=48), and childcares (n=40). Non-healthcare outbreaks peaked in December 2020, and have slowly declined since the beginning of 2021 (figure 3).

Figure 1: Snohomish County COVID-19 outbreaks by site March 2020 – February 15, 2021

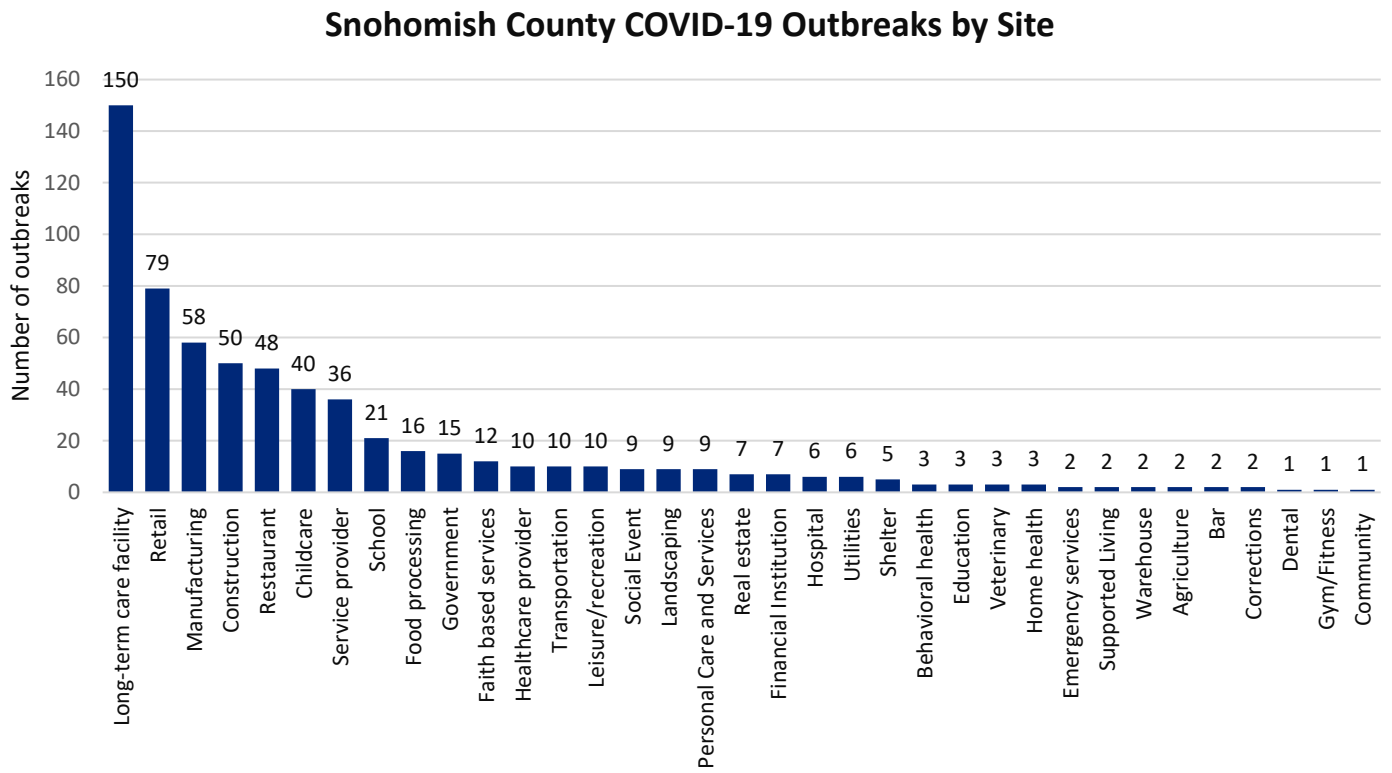
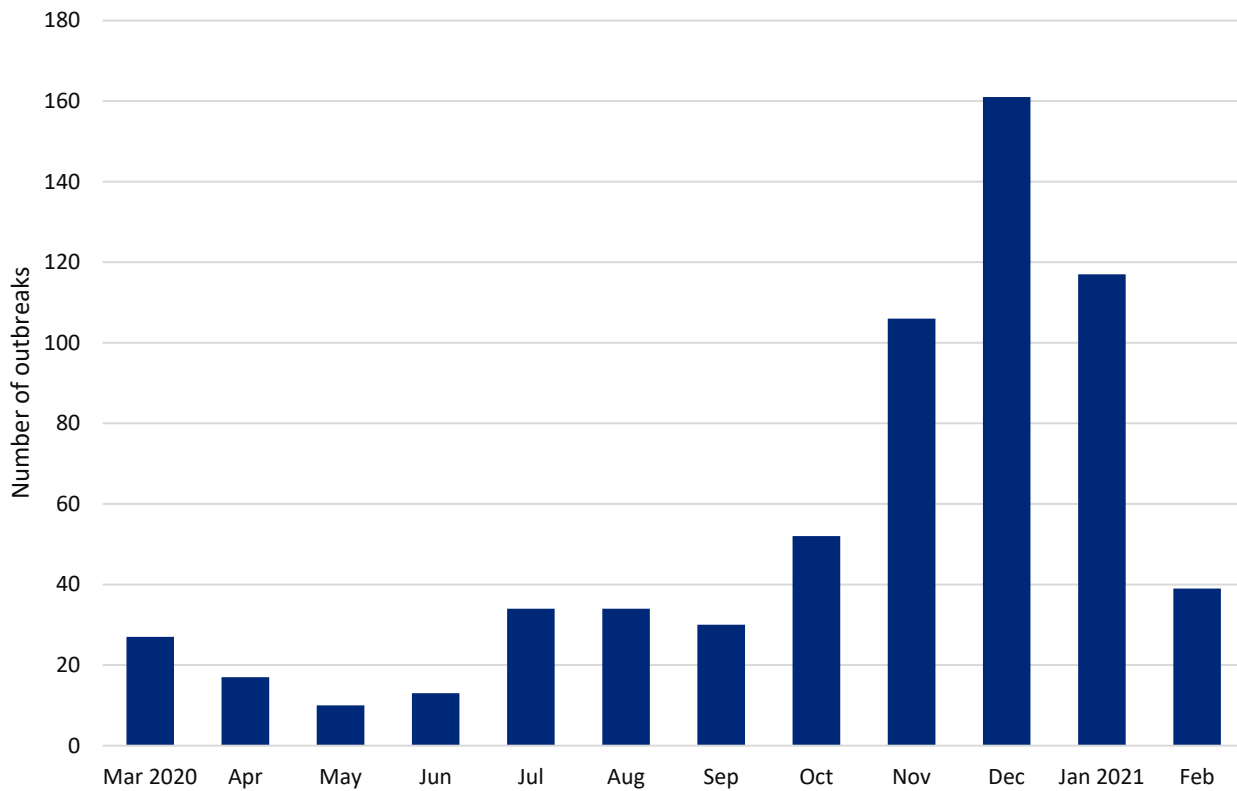


Figure 2: COVID-19 outbreaks by month, March 2020 – February 15, 2021

Snohomish County COVID-19 Outbreaks by Month

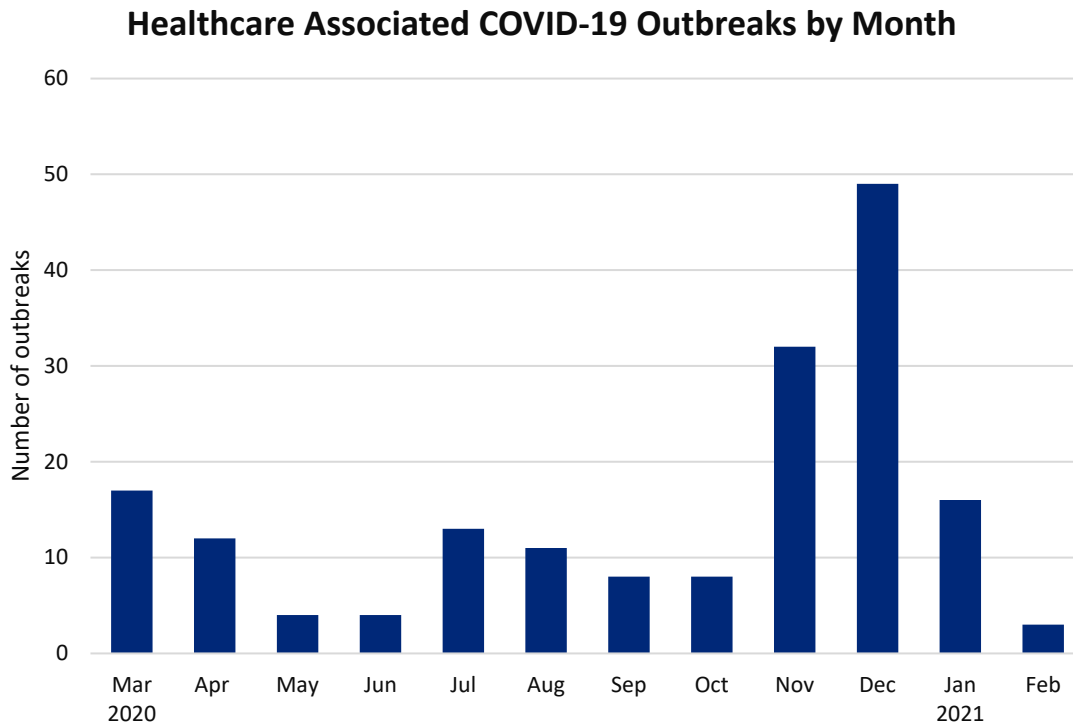


Note: data for February is incomplete as of this writing. 39 outbreak events identified from February 1-15, 2021.

Table 1: Healthcare associated COVID-19 outbreaks by site, March 2020 – February 15, 2021

Site	Number	Percent	Number of cases	Median	Range
LTCF	91	52.0%	1559	5	1-184
Adult family home	59	33.7%	194	2	1-11
Healthcare provider	10	5.1%	27	2.5	2-5
Hospital	6	3.4%	36	5.5	2-10
Home health	3	1.7%	24	4	4-17
Behavioral health	3	1.7%	10	4	2-4
Supported Living	2	0.6%	11	5.5	5-6
Emergency services	2	1.1%	10	4.5	4-5
Dental	1	0.6%	N/A	N/A	N/A
Grand Total	177	100.0%	1,399	3	1-184

Figure 3: Healthcare associated COVID-19 outbreaks by month, March 2020 – February 15, 2021

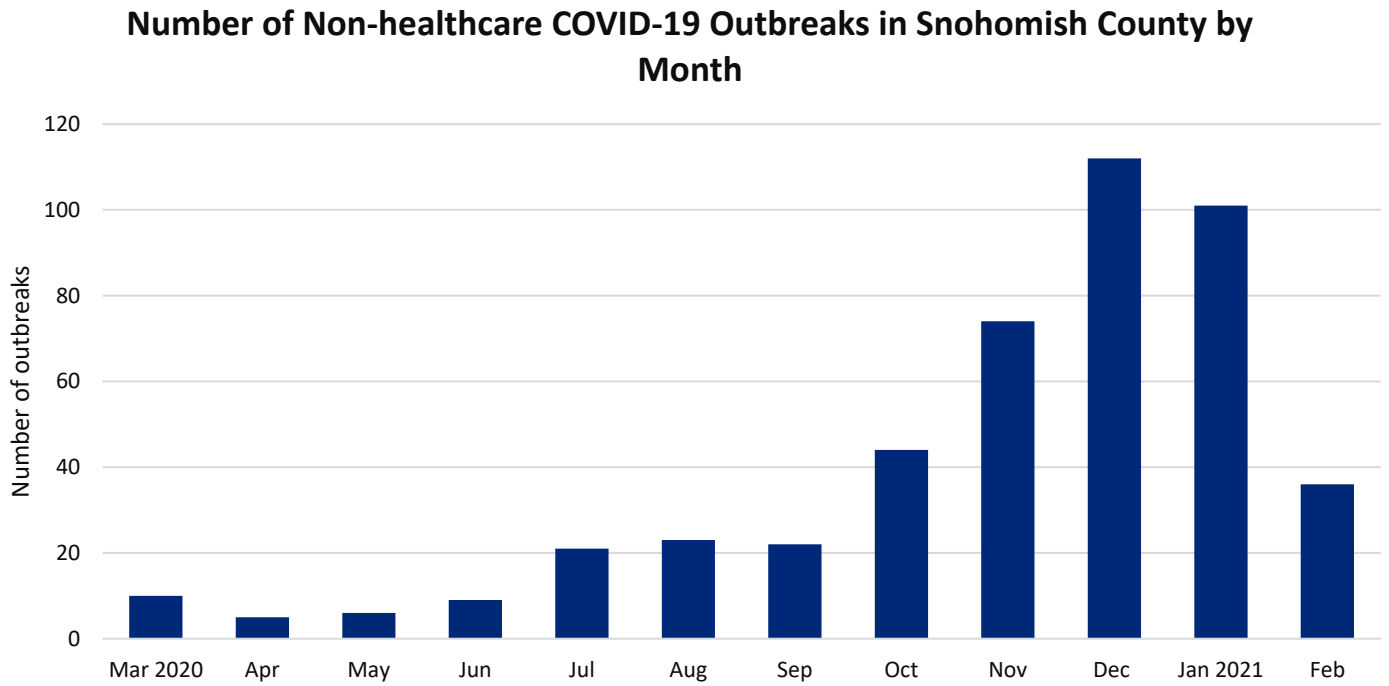


Note: data for February is incomplete as of this writing. 3 outbreak events identified from February 1-15, 2021.

Table 3: Non-healthcare associated COVID-19 outbreaks by site, March 2020 – February 15, 2021

Site	Number	Percent	Number of cases	Median	Range
Retail	79	17.1%	351	3	2-20
Manufacturing	58	12.5%	282	3.5	2-31
Construction	50	10.8%	166	3	2-12
Restaurant	48	10.4%	200	3	2-17
Childcare	40	8.6%	157	3	2-15
Service provider	36	7.8%	162	3	2-17
School	24	5.2%	101	3	2-14
Food processing	16	3.5%	54	3	2-7
Government	15	3.2%	122	3	2-61
Faith based services	12	2.6%	66	4.5	2-12
Leisure/recreation	10	2.2%	94	7.5	2-26
Transportation	10	2.2%	63	4.5	2-19
Social Event	9	1.9%	84	6	2-22
Landscaping	9	1.9%	43	5	2-9
Personal Care and Services	9	1.9%	27	2	2-7
Financial Institution	7	1.5%	17	2	2-3
Real estate	7	1.5%	25	4	2-7
Utilities	6	1.3%	55	6.5	2-24
Shelter	5	1.1%	51	4	2-37
Veterinary	3	0.6%	20	7	4-9
Warehouse	2	0.4%	11	5.5	5-6
Bar	2	0.4%	8	4	2-6
Agriculture	2	0.4%	6	3	2-4
Corrections (includes WA State DOC)	2	0.4%	653	326.5	14-639
Gym/Fitness	1	0.2%	9	N/A	N/A
Community	1	0.2%	141	N/A	N/A
Grand Total	463	100.0%	4,902	3	2-639

Figure 4: Non-healthcare associated COVID-19 outbreaks by month, March 2020 – February 15, 2021



Note: data for February is incomplete as of this writing. 36 outbreak events identified from February 1-15, 2021.