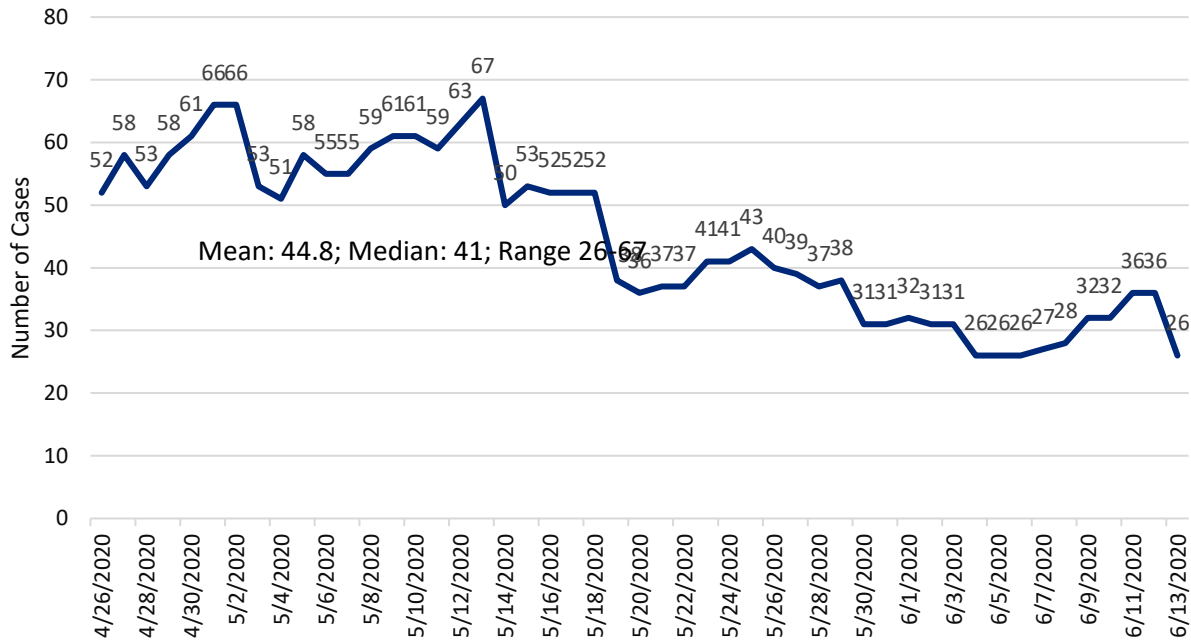
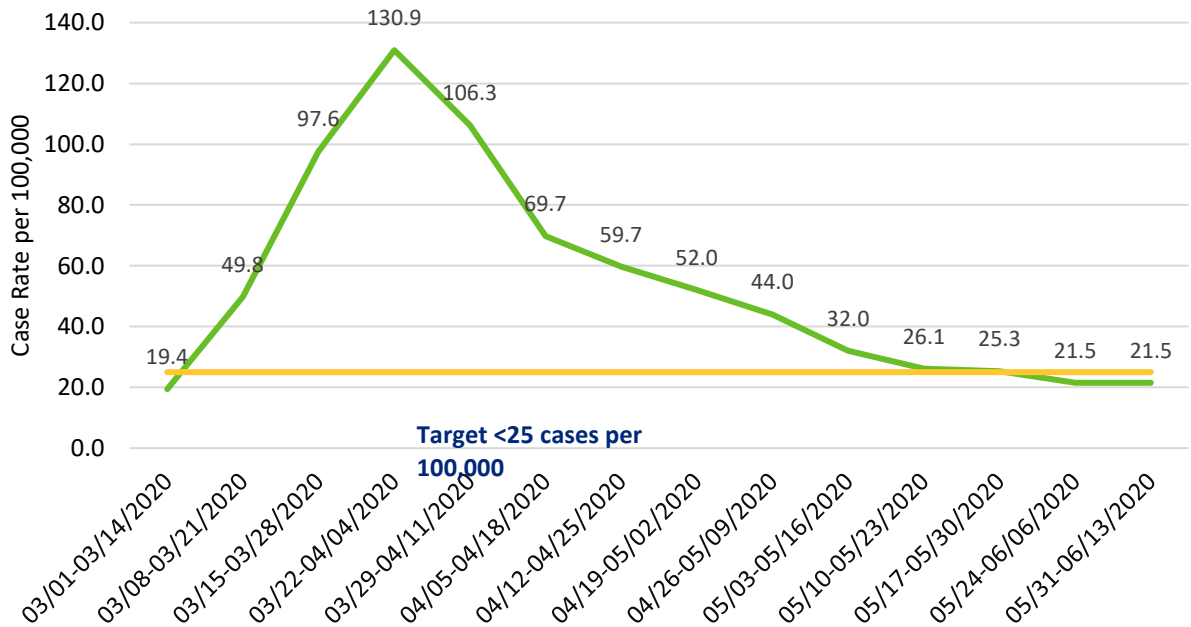


COVID-19 Update for Week Ending June 13, 2020

Snohomish County COVID-19 Hospitalizations by Date



Snohomish County COVID-19 Case Rate per 100,000 for 2-week Rolling Periods March 1 - June 13, 2020



Type of exposure among COVID-19 cases in Snohomish County 6/7-6/13/2020

Type of exposure	Number	Percent
Close contact	66	34.7
Community acquired	58	30.5
Long-term care facility associated	29	15.3
Healthcare worker	6	3.2
Nosocomial	<5	
Travel	<5	
Pending investigation	29	15.3
TOTAL	190	100.0

Current case status of COVID-19 cases in Snohomish County 6/7-6/13/2020

Current status	Number	Percent
Home isolation	136	71.6
Recovered	13	6.8
Hospitalized	10	5.3
Deceased	<5	
Unknown	28	14.7
TOTAL	190	100.0

Sex at birth of COVID-19 cases in Snohomish County 6/7-6/13/2020

Sex at birth	Number	Percent
Female	92	48.4
Male	98	51.6
TOTAL	190	100.0

Age group of COVID-19 cases in Snohomish County 6/7-6/13/2020

Age group in years	Number	Percent
0-14	17	8.9
15-19	8	4.2
20-29	27	14.2
30-39	33	17.4
40-49	31	16.3
50-59	29	15.3
60-69	18	9.5
70-79	9	4.7
80+	18	9.5
TOTAL	190	100.0

Underlying health conditions of COVID-19 cases in Snohomish County 6/7-6/13/2020

Underlying health condition	Number	Percent
Yes	94	49.5
No	66	34.7
Unknown	30	15.8
TOTAL	190	100.0

Hospitalization of COVID-19 cases in Snohomish County 6/7-6/13/2020

Ever hospitalized	Number	Percent
No	142	74.7
Yes	20	10.5
Unknown	28	14.7
TOTAL	190	100.0

City of residence of COVID-19 cases in Snohomish County 6/7-6/13/2020

City	Number	Percent
Bothell	<5	
Brier	<5	
Edmonds	15	7.9
Everett	65	34.2
Lake Stevens	6	3.2
Lynnwood	32	16.8
Marysville	30	15.8
Mill Creek	<5	
Monroe	6	3.2
Mountlake Terrace	5	2.6
Mukilteo	5	2.6
Snohomish	6	3.2
Stanwood	12	6.3
Tulalip	<5	
TOTAL	190	100.0

Snohomish County COVID-19 Cumulative Data (January to June 13):

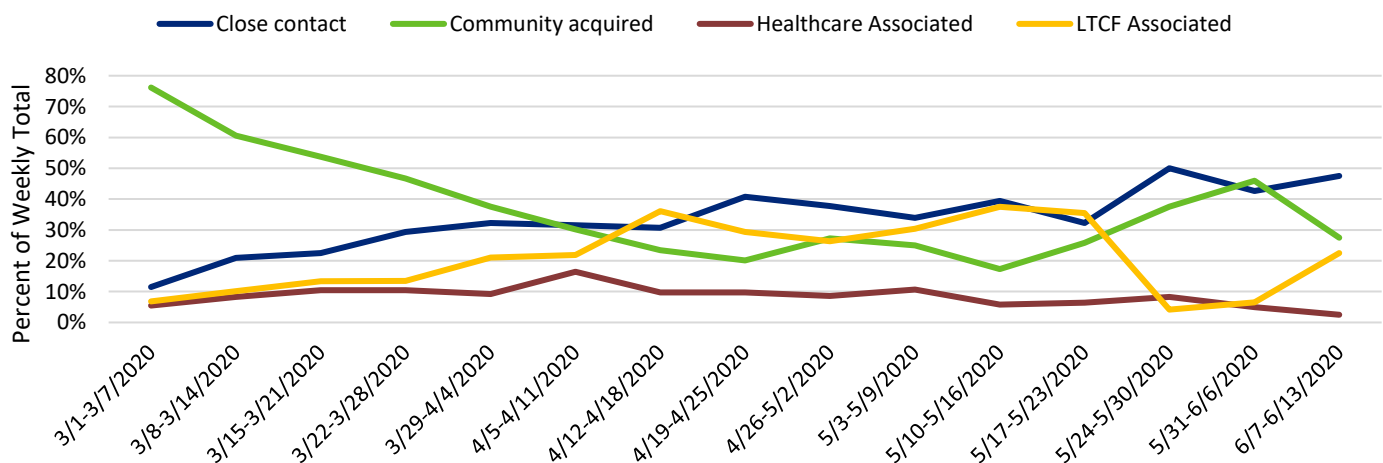
Type of exposure among COVID-19 cases in Snohomish County (all cases reported through 6/13/2020)

Type of exposure	Number	Percent
Community acquired	1398	39.0
Close contact	935	26.1
Long-term care facility associated	630	17.6
Healthcare worker	280	7.8
Travel	55	1.5
Corrections	24	0.7
Nosocomial	21	0.6
Pending investigation	82	2.3
Lost to follow-up	162	4.5
TOTAL	3587	100.0

Current case status of COVID-19 cases in Snohomish County (all cases reported through 6/13/2020)

Current status	Number	Percent
Recovered	3144	87.6
Home isolation	186	5.2
Hospitalized	28	0.8
Deceased	156	4.3
Unknown	73	2.0
TOTAL	3587	100.0

Weekly Percent of Snohomish County COVID-19 Cases by Type of Exposure and Onset Date



Gender of COVID-19 cases in Snohomish County (all cases reported through 6/13/2020)

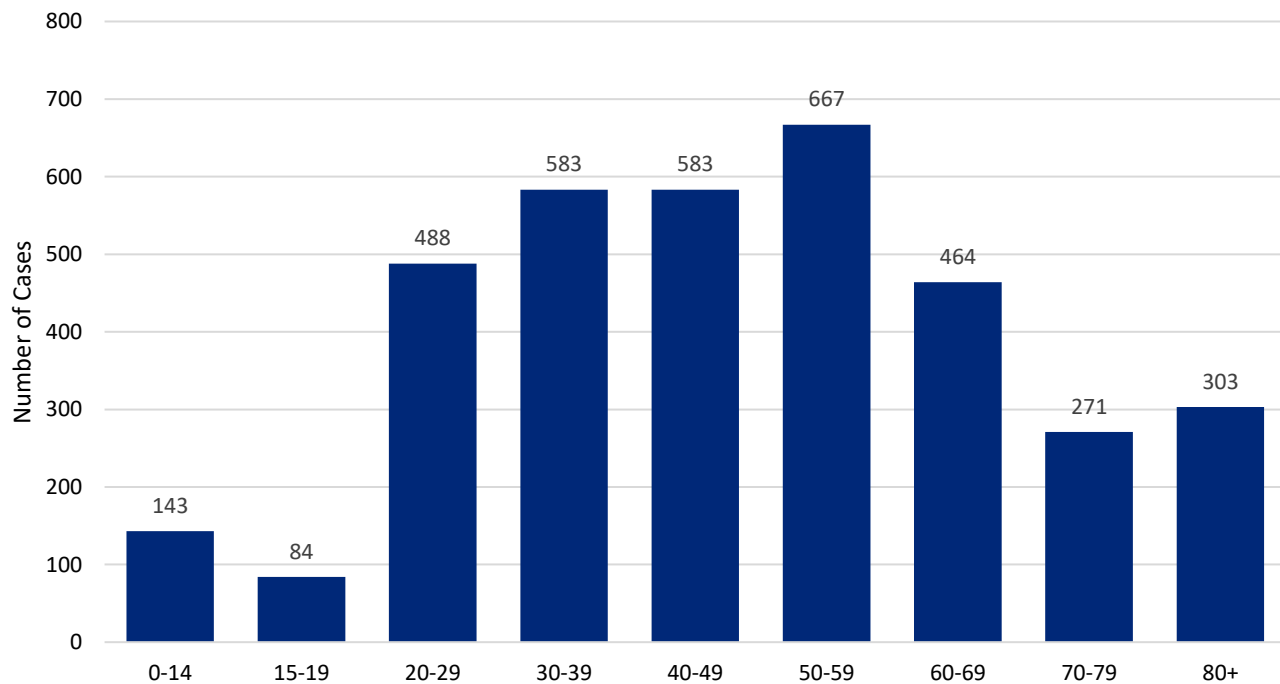
Gender	Number	Percent
Female	1925	53.7
Male	1662	46.3
TOTAL	3587	100.0

Age group of COVID-19 cases in Snohomish County (all cases reported through 6/13/2020)

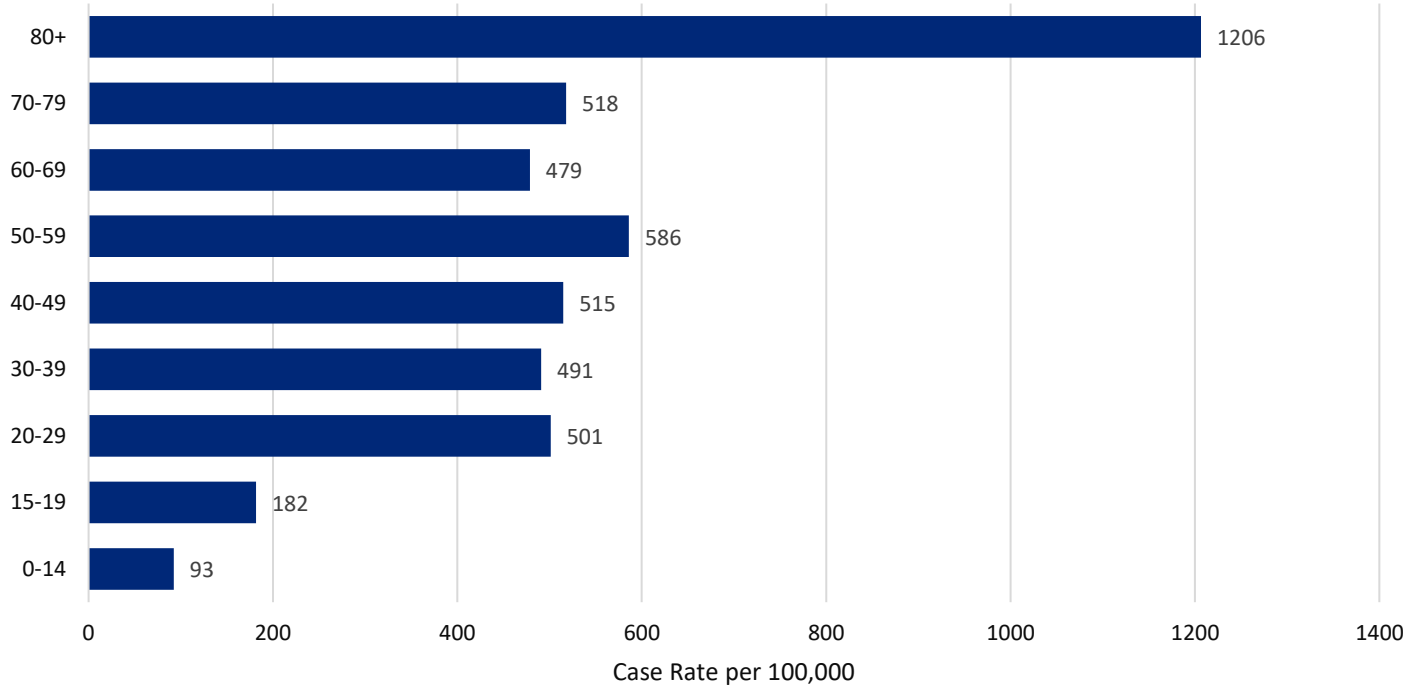
Age group in years	Number	Percent
0-14	143	4.0
15-19	84	2.3
20-29	488	13.6
30-39	583	16.3
40-49	583	16.3
50-59	667	18.6
60-69	464	12.9
70-79	271	7.6
80+	303	8.4
TOTAL	3586	100.0

*Note: Unknown age for one probable case

Snohomish County COVID-19 Cases by Age Group



Snohomish County COVID-19 Case Rates per 100,000 by Age Group



Underlying health conditions of COVID-19 cases in Snohomish County (all cases reported through 6/13/2020)

Underlying health condition	Number	Percent
Yes	1668	46.5
No	1633	45.5
Unknown	286	8.0
TOTAL	3587	100.0

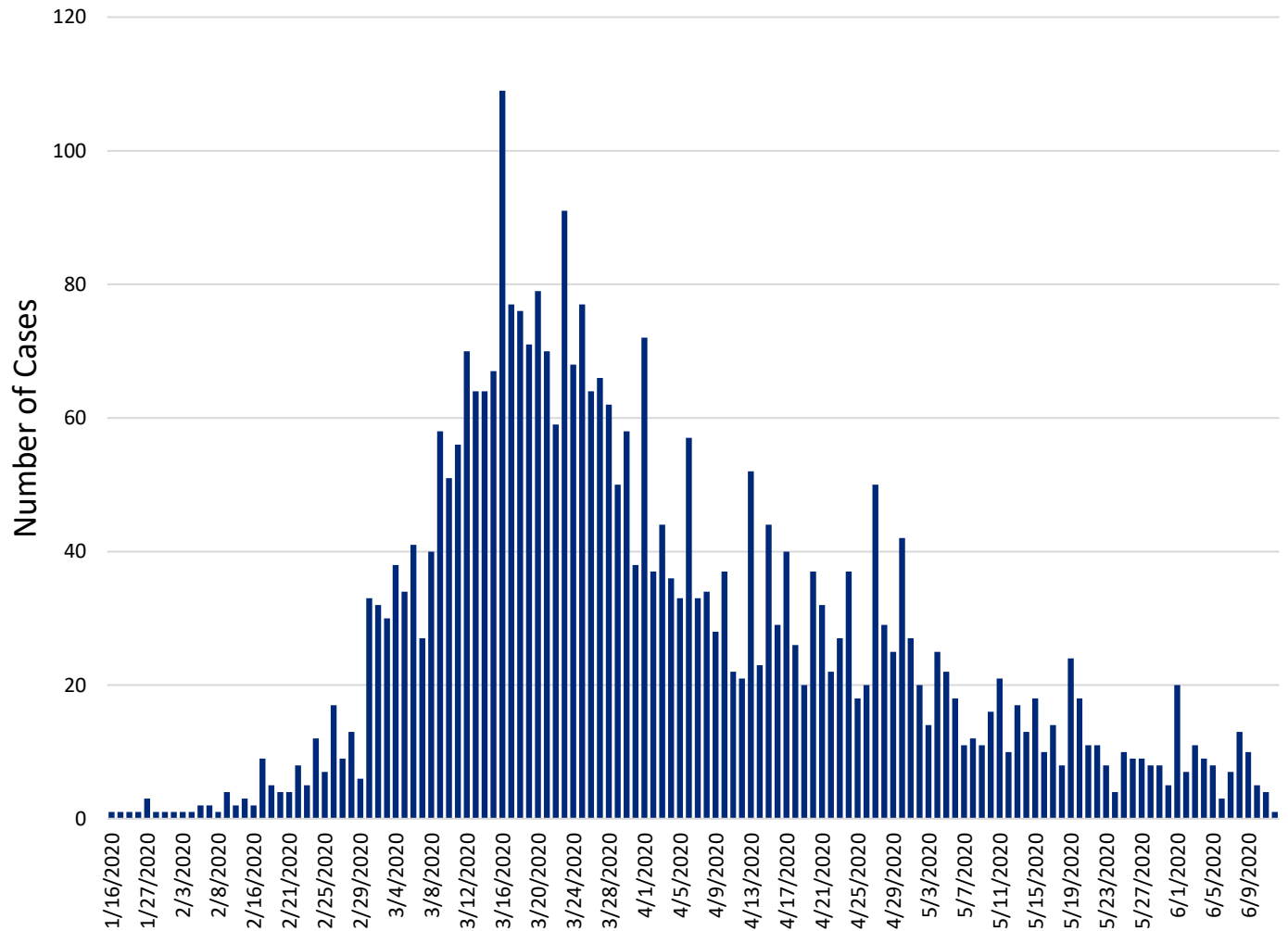
Hospitalization of COVID-19 cases in Snohomish County (all cases reported through 6/6/2020)

Ever hospitalized	Number	Percent
No	2711	75.6
Yes	548	15.3
Unknown	328	9.1
TOTAL	3587	100.0

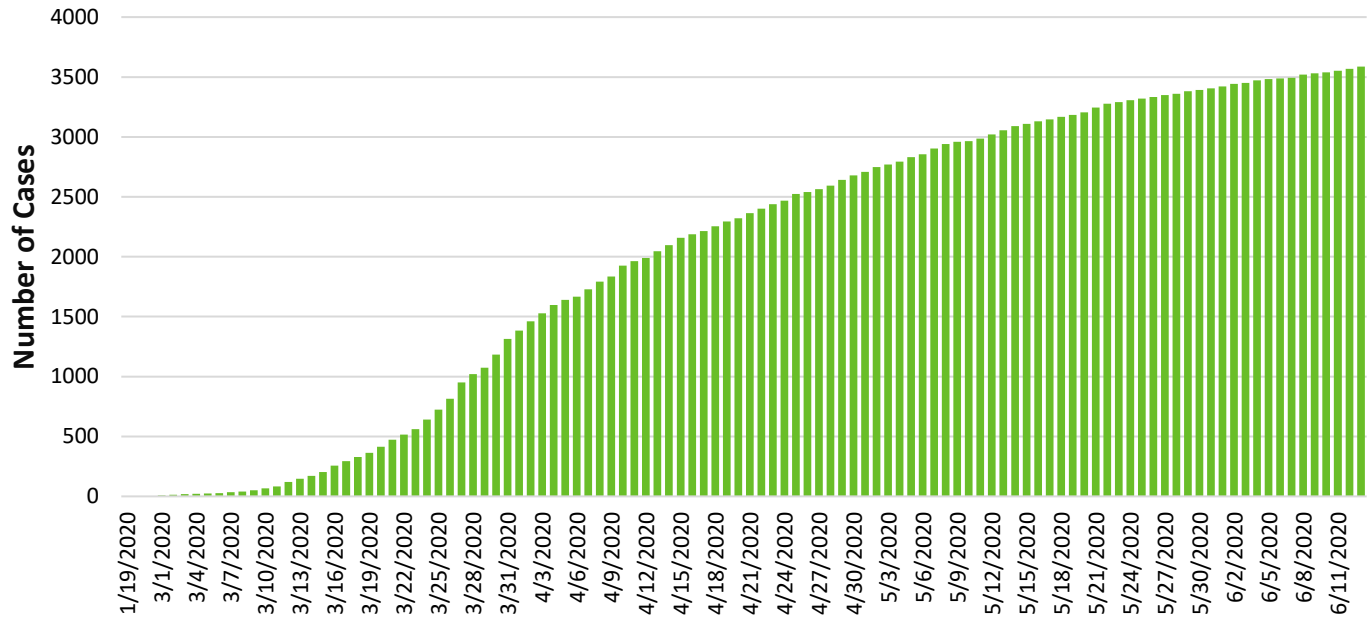
City of residence of COVID-19 cases in Snohomish County (all cases reported through 6/13/2020)

City	Number recovered	Total number	Percent of total
Arlington	124	128	3.6
Bothell	207	221	6.2
Brier	22	23	0.6
Darrington	<5	<5	
Edmonds	315	364	10.1
Everett	894	1061	29.6
Gold Bar	<5	<5	
Granite Falls	27	29	0.8
Lake Stevens	120	130	3.6
Lynnwood	601	672	18.7
Marysville	229	279	7.8
Mill Creek	50	58	1.6
Monroe	79	91	2.5
Mountlake Terrace	109	117	3.3
Mukilteo	61	68	1.9
North Lakewood	<5	<5	
Snohomish	152	167	4.7
Stanwood	94	115	3.2
Sultan	8	8	0.2
Tulalip	22	25	0.7
Woodinville	11	12	0.3
Woodway	8	8	0.2
Unknown	<5	<5	
TOTAL	3144	3587	100.0

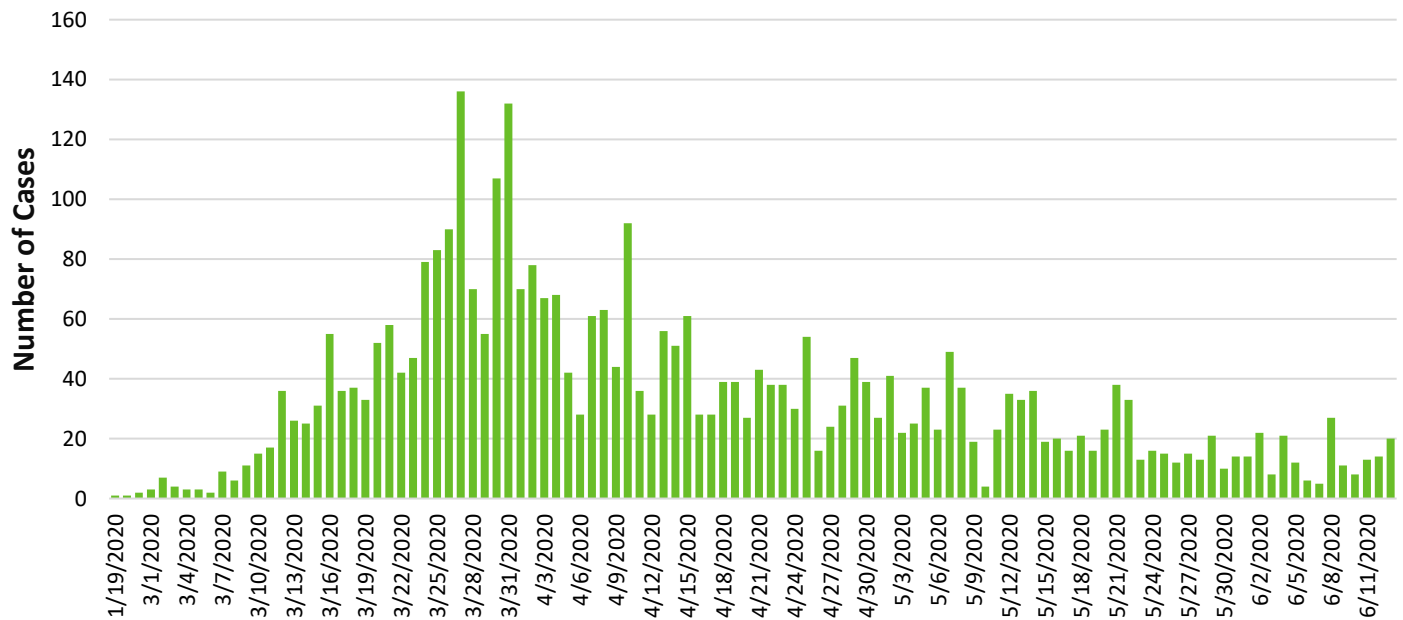
Snohomish County COVID-19 Case Onset Dates



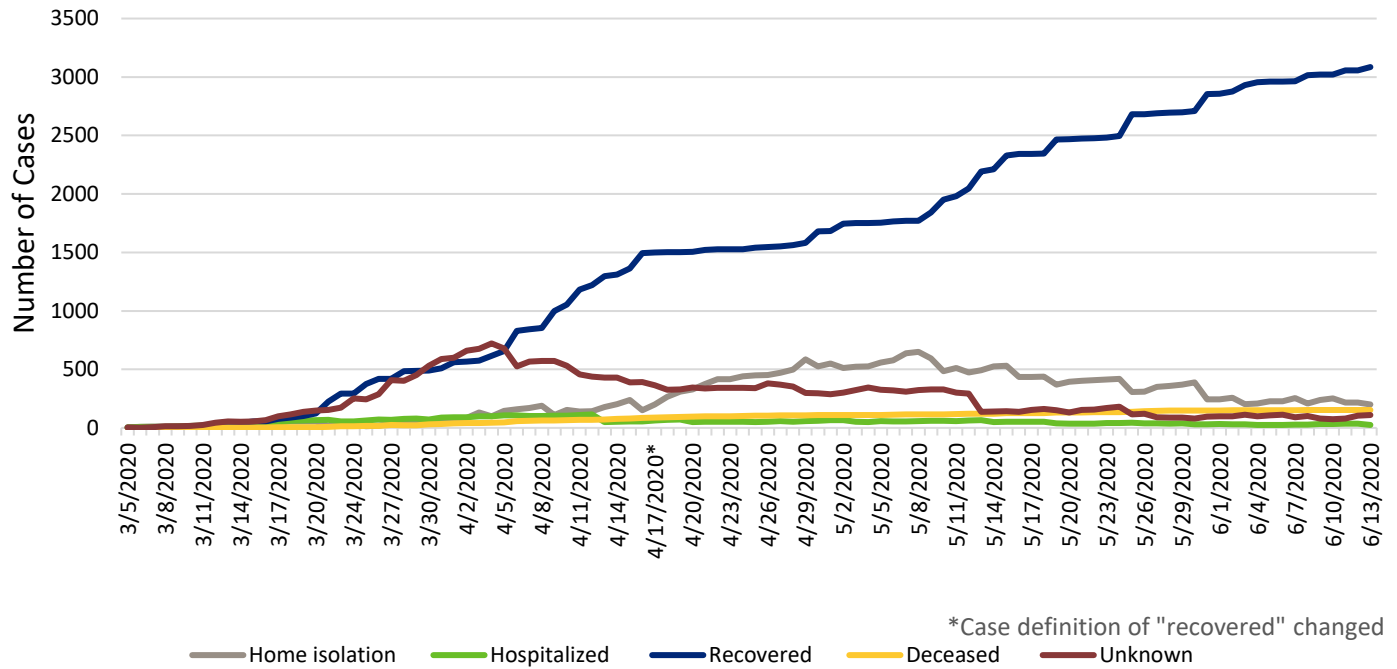
Cumulative Total Number of COVID-19 Cases in Snohomish County, by Report Date



Number of Reported COVID-19 Cases in Snohomish County, by Date

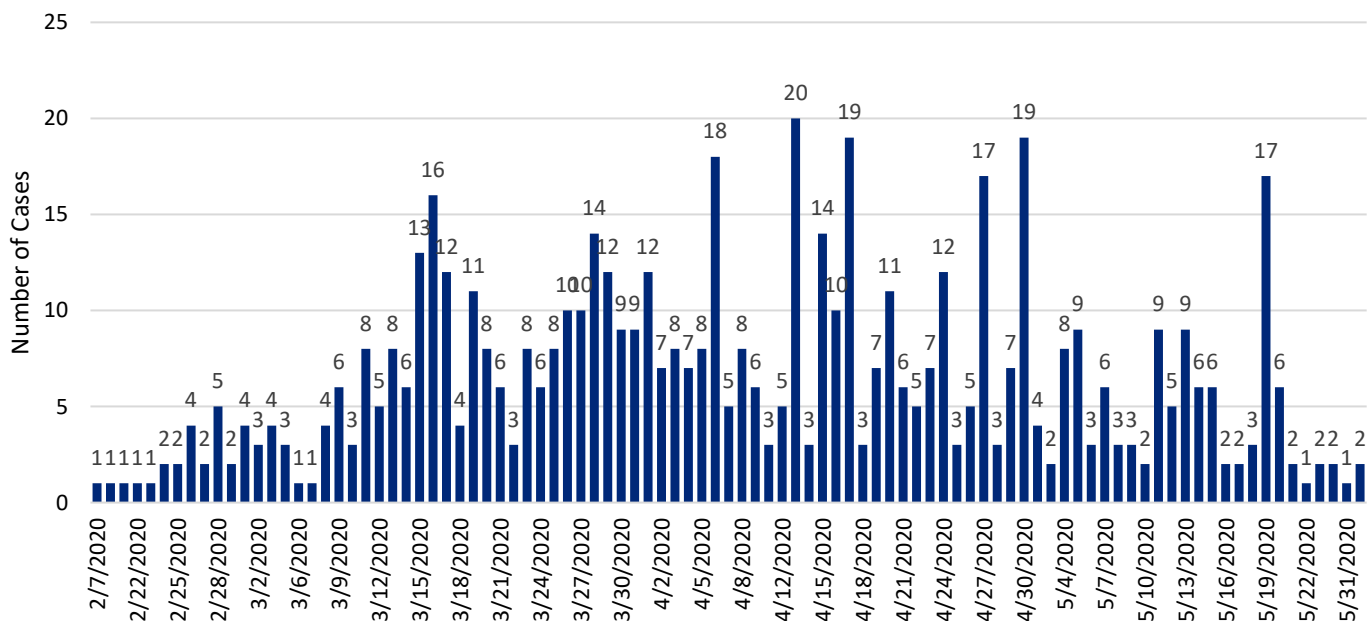


Status of COVID-19 Cases in Snohomish County by Date

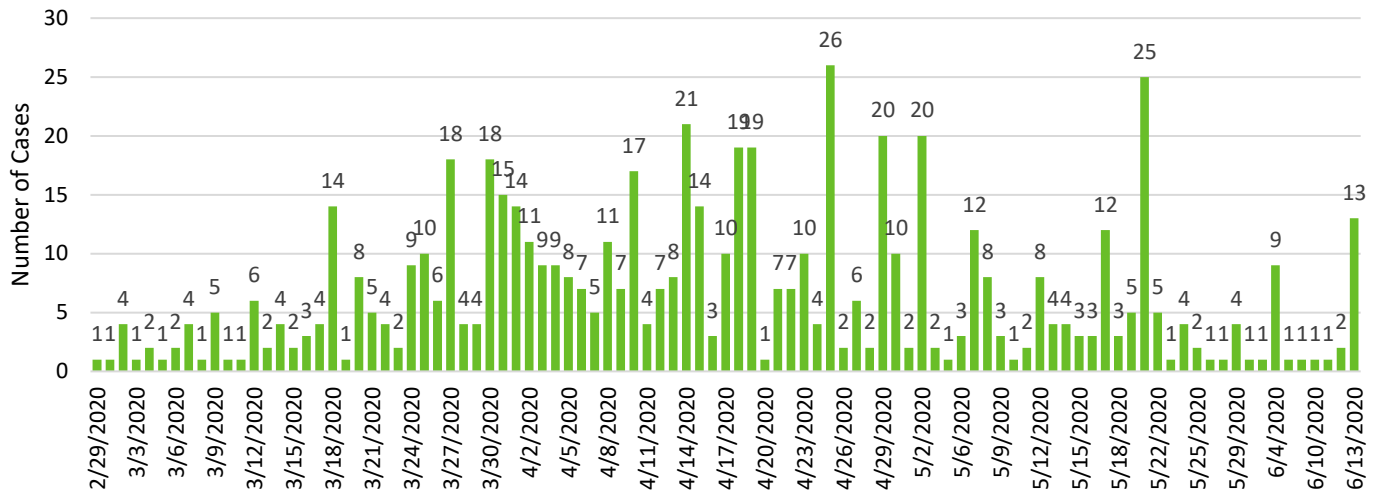


Long-Term Care Facility Update

Long-term Care Facility Associated COVID-19 Cases by Onset Date, Snohomish County



Long-term Care Facility Associated COVID-19 Cases by Report Date, Snohomish County



Current status of LTCF-associated COVID-19 cases

Current status	Number	Percent
Recovered	510	81.0
Isolation (not hospitalized)	23	3.7
Hospitalized	13	2.1
Deceased	79	12.5
Unknown	5	0.8
Total	630	100.0

LTCF-associated cases ever hospitalized for COVID-19 illness

Ever hospitalized	Residents (% of residents)	Staff (% of staff)
No	180 (58.6)	268 (84.3)
Yes	122 (39.7)	22 (6.9)
Unknown	5 (1.6)	28 (8.8)
Total	307 (100.0)	318 (100.0)

LTCF and adult family home COVID-19 outbreaks (note only outbreaks with >5 cases are listed)

Exposure location/type	Number	Percent of total LTCF-associated cases	Outbreak resolved
Sunrise View Everett	78	12.3	No
Rosewood Courte Memory Care	46	7.3	Yes
Lynnwood Post-Acute Rehab	45	7.1	Yes
Heritage Court Assisted Living	43	6.8	No
Terrace at Beverly Lake Memory Care	38	6.0	No
Josephine Caring Community	33	5.2	Yes
Chateau Pacific Assisted Living	33	5.2	No

Cedar Creek Memory Care	22	3.5	Yes
Pacifica Senior Living – Lynnwood	16	2.5	Yes
Gencare Scriber Gardens	13	2.1	Yes
Mountain View Rehab Marysville	13	2.1	No
Bethany at Pacific	12	1.9	No
Prestige Post Acute Rehab Edmonds	8	1.3	No
Bothell Health Care	7	1.1	No
Sunrise of Edmonds	6	1.0	Yes
Mountlake Terrace Plaza	5	0.8	Yes
Intercity Adult Family Home	5	0.8	Yes

Snohomish Health District LTCF COVID-19 surveillance testing (staff and residents)

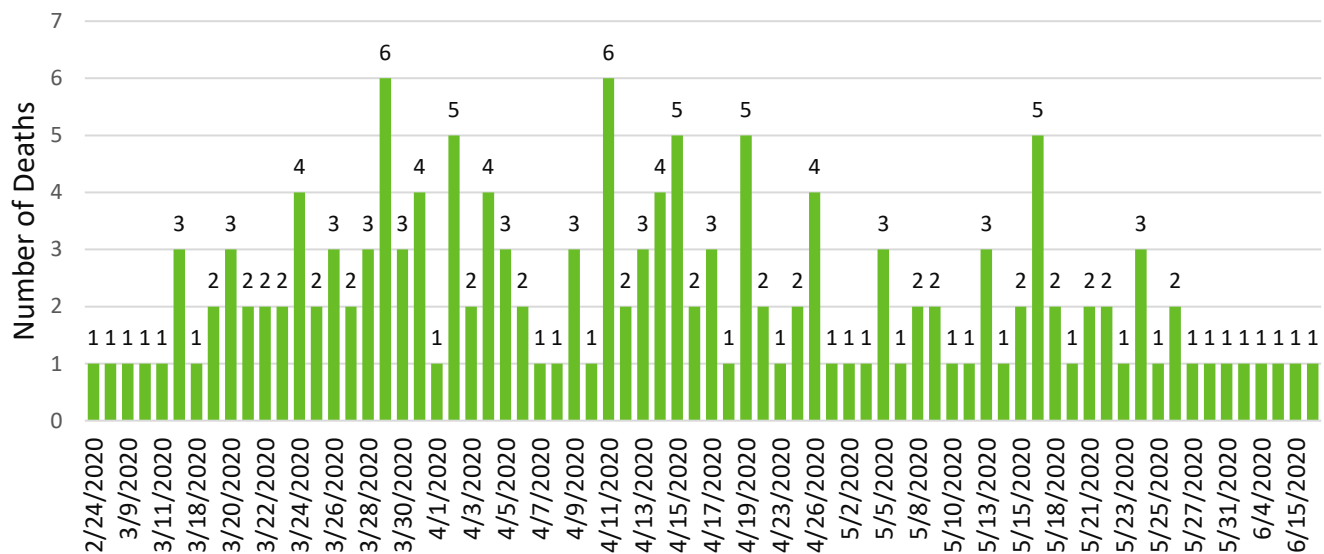
Facility name	Total tested	Number positive	Percent positive
Aldercrest Health & Rehab	116	<5	
Bethany at Pacific	220	<5	
Bothell Health Care	185	20	10.8
Brookdale Arbor Place	122	<5	
Brookdale Everett	102	0	0.0
Brookdale Monroe	176	0	0.0
Brookdale Silver Lake	76	0	0.0
Brookdale Stanwood	167	0	0.0
Cedar Creek Memory Care	79	18	22.8
Chateau Pacific Assisted Living	190	5	2.6
Gencare Scriber Gardens	63	13	20.6
Heritage Court Assisted Living	59	15	25.4
Lynnwood Post-Acute Rehab	96	16	16.7
Mountlake Terrace Plaza	107	<5	
Mukilteo Memory Care	69	0	0.0
Pacifica Senior Living – Lynnwood	102	15	14.7
Quail Park of Lynnwood Assisted Living	227	0	0.0
Rosewood Court Memory Care	50	22	44.0
Snohomish Health & Rehab	130	0	0.0
Sunrise View Everett	82	11	13.4
Terrace at Beverly Park Memory Care	73	26	35.6
Vineyard Park at Mountlake Terrace	155	0	0.0
TOTAL	2646	170	6.4

Type of LTCF-associated COVID-19 case

Type of case	Number	Percent
Staff	318	50.5
Resident	307	48.7
Visitor	5	0.8
Total	630	100.0

Snohomish County COVID-19 Deaths through June 13, 2020:

Number of COVID-19 Related Deaths in Snohomish County Residents by Date of Death



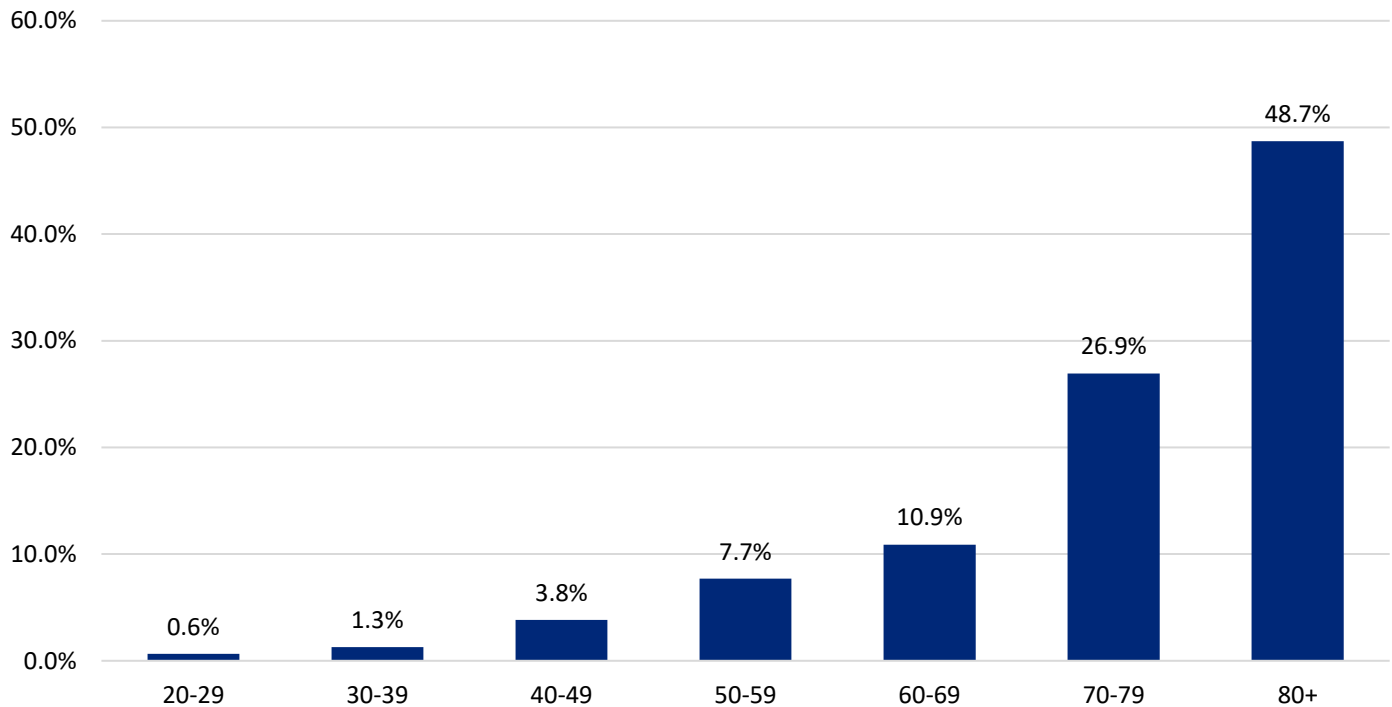
Sex at birth of COVID-19 deaths in Snohomish County (cases reported through 6/13/2020)

Sex at birth	Number	Percent
Female	73	46.8
Male	83	53.2
TOTAL	156	100.0

Age group of COVID-19 deaths in Snohomish County (cases reported through 6/13/2020)

Age group in years	Number	Percent
20-29	<5	
30-39	<5	
40-49	6	3.8
50-59	12	7.7
60-69	17	10.9
70-79	42	26.9
80+	76	48.7
TOTAL	156	100.0

Age Group of Deceased COVID-19 Patients in Snohomish County



Underlying health conditions of COVID-19 deaths in Snohomish County (cases reported through 6/13/2020)

Underlying health condition	Number	Percent
Yes	148	94.9
No	8	5.1
TOTAL	156	100.0

Hospitalization of COVID-19 cases in Snohomish County (cases reported through 6/13/2020)

Ever hospitalized	Number	Percent
Yes	121	77.6
No	35	22.4
TOTAL	156	100.0

Type of exposure among COVID-19 deaths in Snohomish County (cases reported through 6/13/2020)

Type of exposure	Number	Percent
Long-term care facility associated	79	50.6
Community acquired	55	35.3
Close contact	10	6.4
Nosocomial	8	5.1
Travel	<5	
Pending investigation	<5	
TOTAL	156	100.0

City of residence of COVID-19 deaths in Snohomish County (all cases reported through 6/13/2020)

City	Number	Percent
Arlington	<5	
Bothell	8	5.1
Edmonds	26	16.7
Everett	61	39.1
Lake Stevens	<5	
Lynnwood	23	14.7
Marysville	12	7.7
Mill Creek	5	3.2
Monroe	<5	
Mountlake Terrace	<5	
Snohomish	<5	
Stanwood	9	5.8
Woodinville	<5	
TOTAL	156	100.0