

CLEANING TO KILL HEPATITIS A



ATTENTION: Several people living homeless in Snohomish County were recently hospitalized with Hepatitis A (Hep A)

Hep A is very contagious

Special cleaning and disinfecting is important to prevent Hep A from spreading

DISINFECT SURFACES THAT PEOPLE TOUCH A LOT



All bathroom surfaces



All kitchen surfaces




Anything else people touch a lot

USE BLEACH + WATER TO KILL HEPATITIS A



Most cleaning products don't kill Hep A



Bleach kills Hep A. Always mix bleach with water

To check if a different product kills Hep A, read the label. The product label should say "effective against Hepatitis A" or "effective against feline calicivirus." Follow instruction on the label.

HOW TO USE BLEACH TO DISINFECT FOR HEPATITIS A



1. Protect yourself from the bleach: Wear gloves and a mask



2. Get air flowing: Open windows or use a fan




3. Clean surfaces: Use soapy water



4. Disinfect surfaces:

If using 8.25% bleach: mix 1 cup bleach with 1 gallon water.
If using 5.25% bleach: mix 1.5 cups bleach with 1 gallon water.



5. Let it sit:
Apply bleach mix, leave for 1-2 minutes



6. Rinse with water.
Dry with paper towel or air dry

Don't save your bleach + water mix. It stops working after 24 hours.

For more information, please go to www.snohd.org/hepatitis.

Thanks to Public Health—Seattle & King County for adaptation of their materials.

HOW TO CLEAN UP VOMIT, DIARRHEA & BLOOD

1. PROTECT YOURSELF



Wear disposable plastic or rubber gloves



Wear a disposable mask and an apron if available.

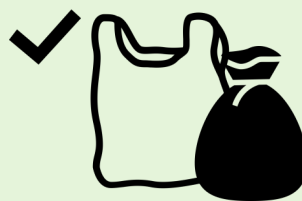


Use paper towels.



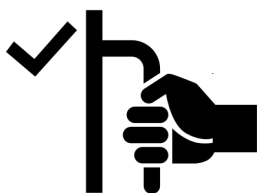
Wash hands with soap and warm water after cleaning.

2. REMOVE VOMIT OR DIARRHEA RIGHT AWAY

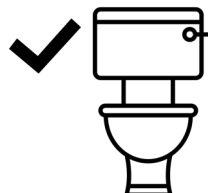


Use an absorbent material like kitty litter or baking soda on upholstery and carpets. Dispose of contaminated materials in plastic bag. Do not vacuum.

3. CLEAN ALL SOILED & NEARBY SURFACES WITH SOAPY WATER



Door knobs



Toilet handles



Machine-wash clothing


4. DISINFECT SURFACES WITH BLEACH SOLUTION



If using 8.25% bleach: mix 1 cup bleach with 1 gallon water.
If using 5.25% bleach: mix 1.5 cups bleach with 1 gallon water.



Apply bleach mix, leave for 1-2 minutes



After applying bleach, rinse all surfaces with water.

For more information, please go to www.snohd.org/hepatitis.

Thanks to Public Health—Seattle & King County for adaptation of their materials.