

# Snohomish County Influenza Surveillance Report

## CDC Week 2 – ending 1/14/2023

### SURVEILLANCE DATA:

Influenza-related hospitalization data comes from our partnerships with Providence Medical Center Everett and Swedish Edmonds. These data only include influenza-related hospital admissions for Snohomish County residents. Influenza hospitalizations are not a notifiable condition. Syndromic surveillance data is provided by the National Syndromic Surveillance Program – BioSense Platform. Influenza lab data comes from our partners at the Everett Clinic, Providence Medical Center Everett, and Swedish Edmonds. The Washington State Disease Reporting System (WDRS) is the data source for all influenza death data. Some data have been suppressed due to inaccuracies. Not all tables and graphs will have the same denominator. All data are preliminary and subject to change.

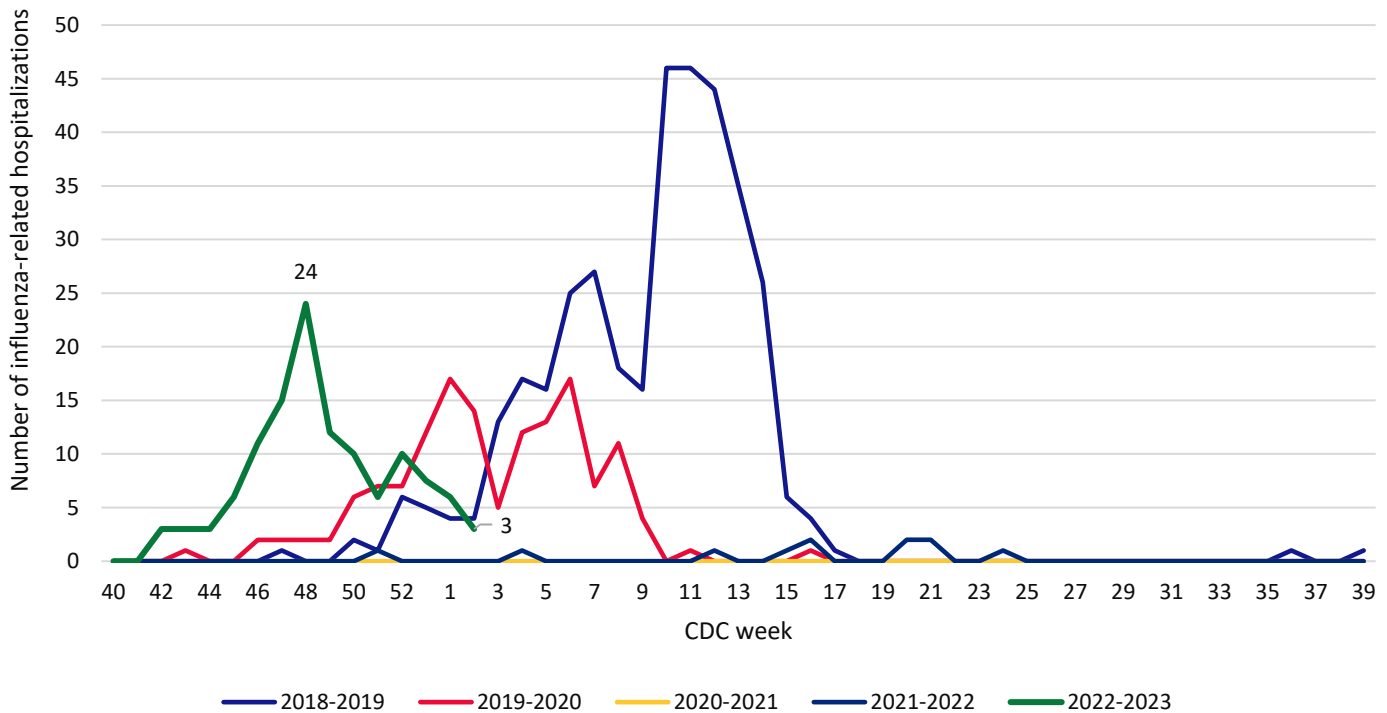
Table 1: Number of reported cases in Snohomish County for the 2022-2023 influenza season

Hospitalizations	112
Influenza-related deaths*	12
Long-term care facility influenza outbreaks	7

\* Deaths are all reported influenza-related deaths at the time of the report.

Figure 1: Number of influenza-related hospitalizations by CDC week of admit

### Snohomish County Influenza Hospitalizations by Season: CDC Week 2 (ending 1/14/2023)



# Snohomish County Influenza Surveillance Report

## CDC Week 2 – ending 1/14/2023

Figure 2: Number of influenza-related hospitalizations by age group

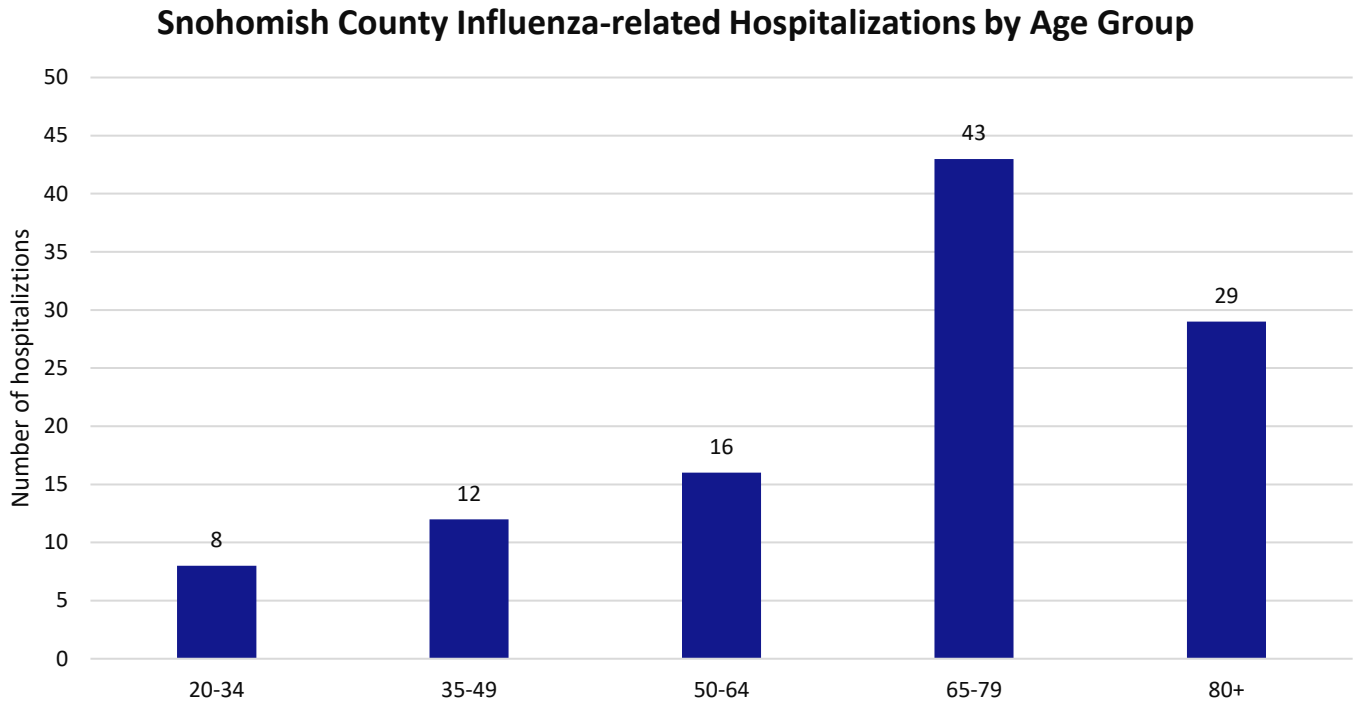
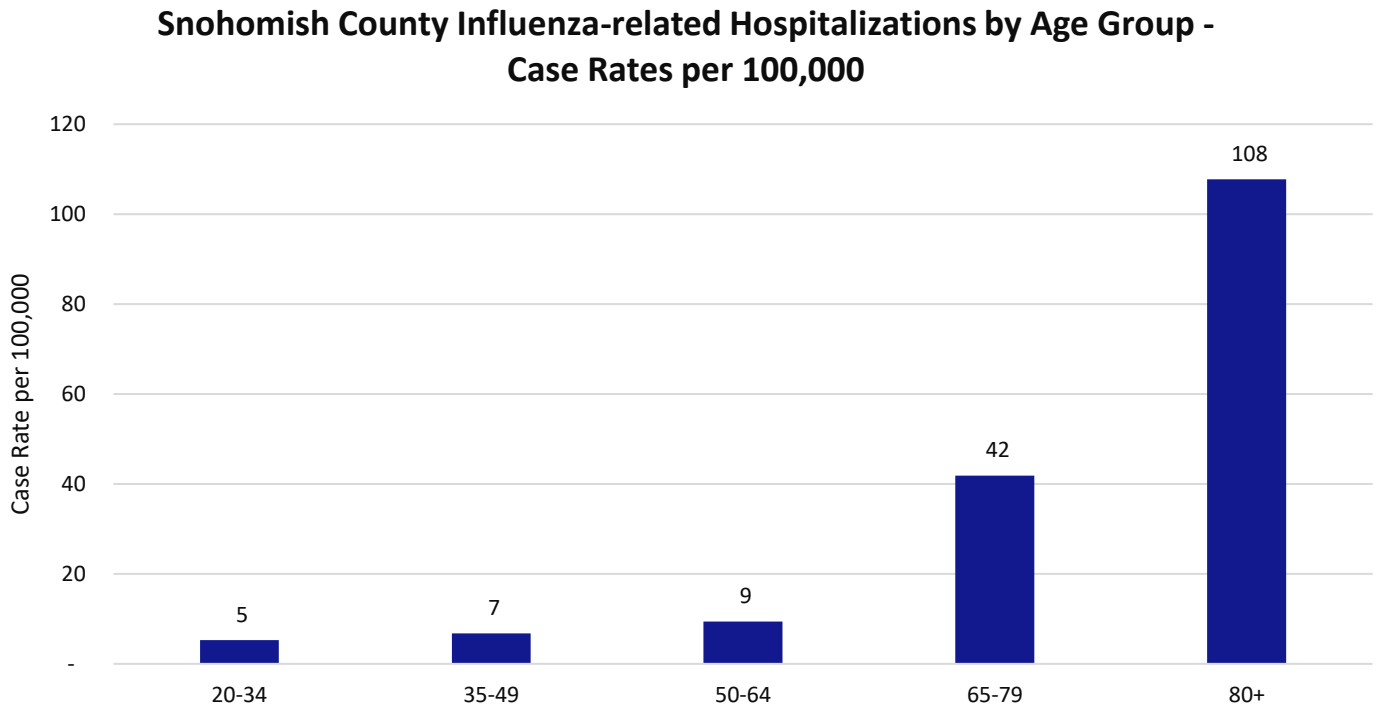


Figure 3: Case rate per 100,000 of influenza-related hospitalizations by age group



## Snohomish County Influenza Surveillance Report

### CDC Week 2 – ending 1/14/2023

Table 2: Total number of reported influenza related deaths of Snohomish County residents by season:

Season	Number of deaths	Age range	Median age
2018-2019	26	<19-88	60
2019-2020	11	29-90	74
2020-2021	0		
2021-2022	1*		
2022-2023	12	20-100	78

\*Age range and median age not reported due to small numbers.

Table 3: Laboratory testing for influenza by sentinel Snohomish County healthcare facilities\*:

CDC week (date ending)	Number of influenza tests performed	Number influenza A positive	Number influenza B positive	Percent influenza A/B positive
40 (10/8/2022)	485	3	1	0.8%
41 (10/15/2022)	570	4	-	0.7%
42 (10/22/2022)	552	16	1	3.1%
43 (10/29/2022)	652	41	3	6.7%
44 (11/5/2022)	906	118	2	13.2%
45 (11/12/2022)	1,181	330	5	28.4%
46 (11/19/2022)	1,992	699	16	35.9%
47 (11/26/2022)	2,163	944	9	44.1%
48 (12/03/2022)	2,058	834	11	41.1%
49 (12/10/2022)	1,981	739	9	37.8%
50 (12/17/2022)	1,789	516	11	29.5%
51 (12/24/2022)	1,294	250	1	19.4%
52 (12/31/2022)	1,089	144	2	13.4%
1 (1/7/2023)	952	69	9	8.2%
2 (1/14/2023)	854	30	0	3.5%

\*The following healthcare facilities work with the Snohomish Health District to provide influenza laboratory surveillance data: Everett Clinic, Providence Regional Medical Center Everett, and Swedish Edmonds.

# Snohomish County Influenza Surveillance Report

## CDC Week 2 – ending 1/14/2023

Figure 4: Influenza testing by CDC week and influenza subtype

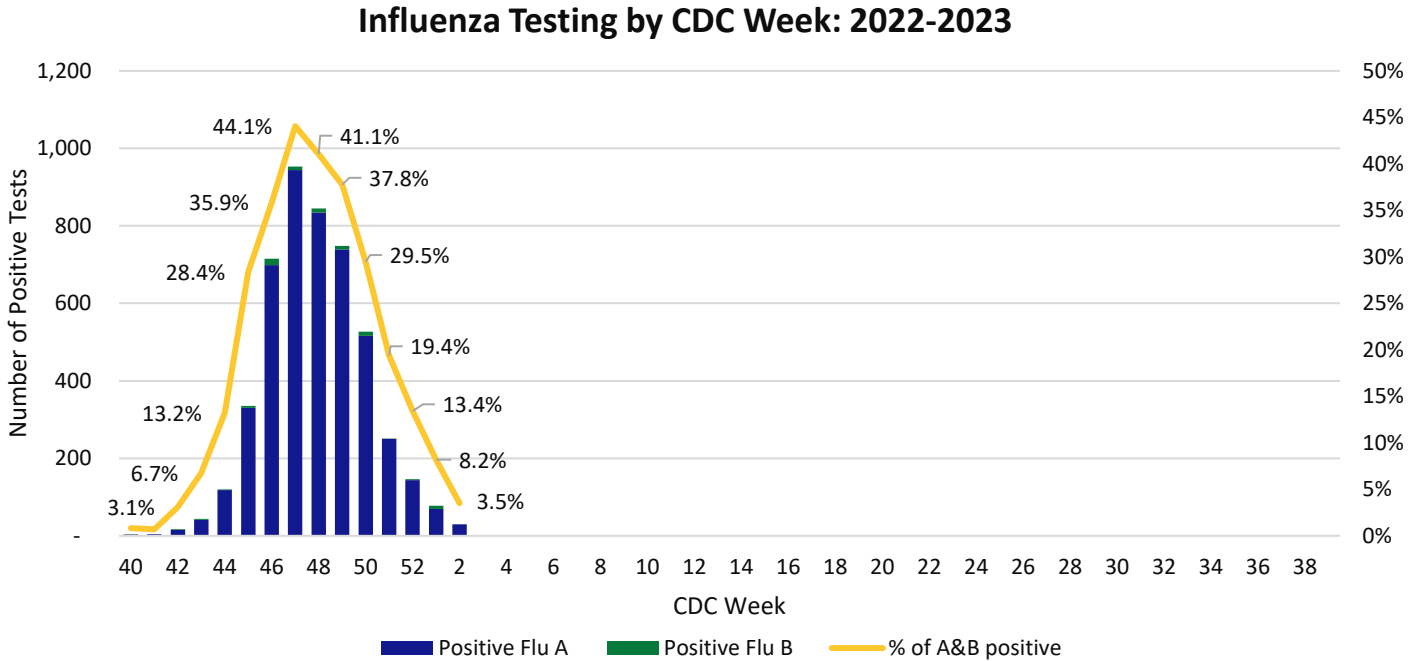
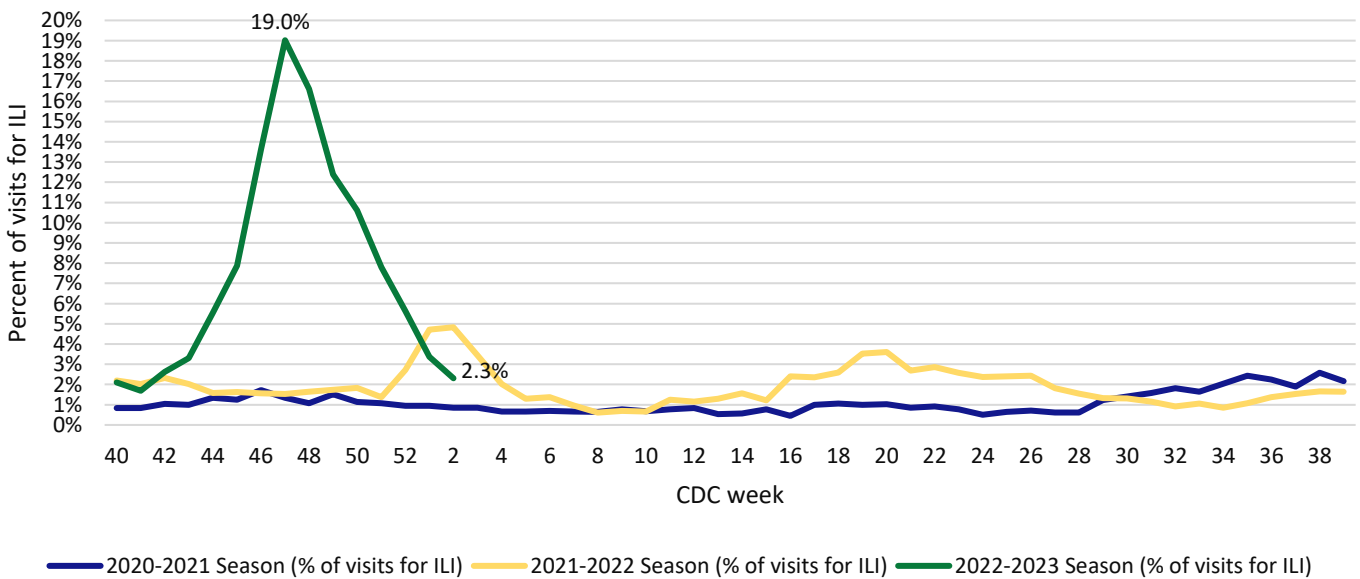


Figure 5: Syndromic surveillance of influenza-like illness (ILI) hospital emergency visits and admissions by influenza season

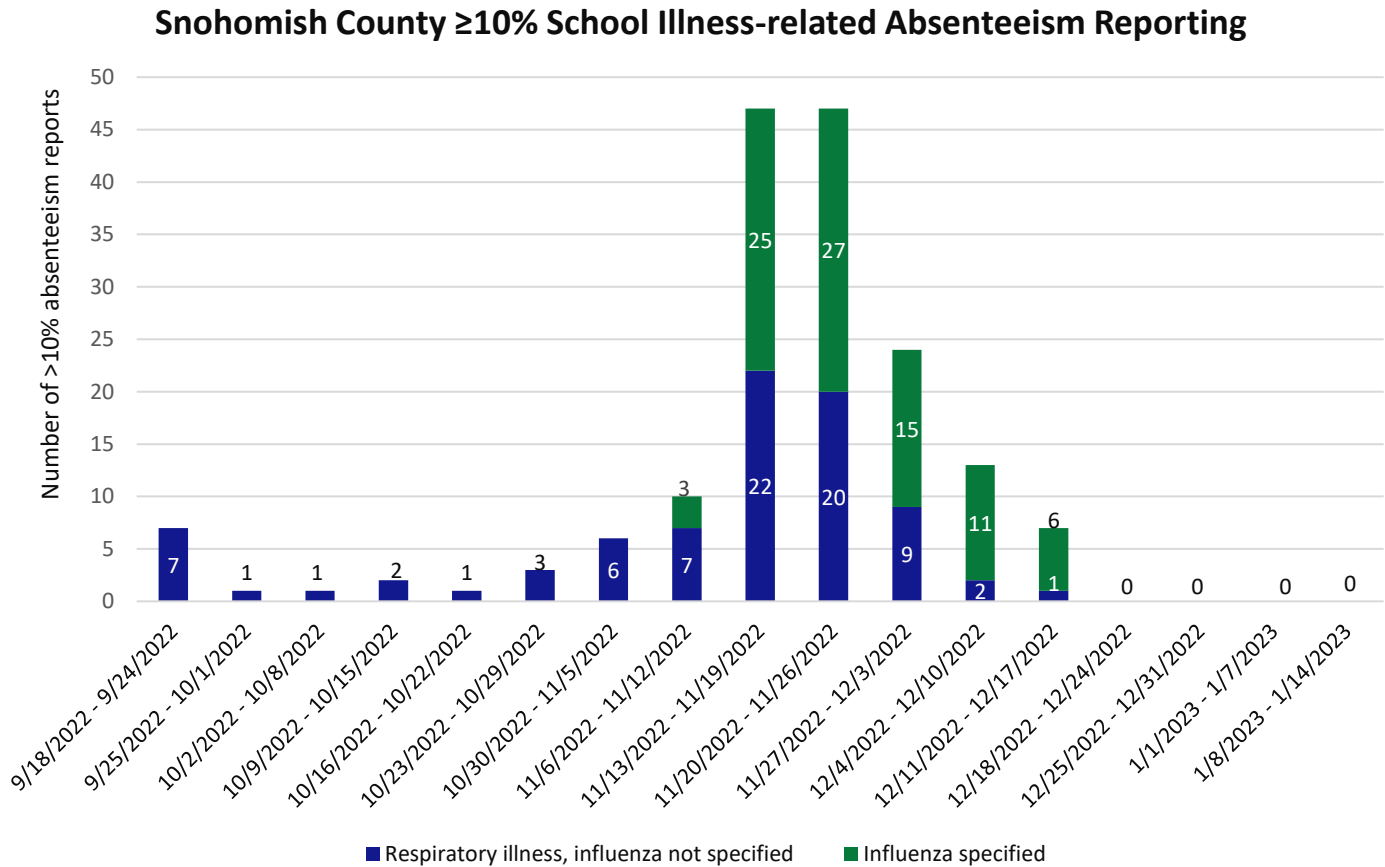
### Syndromic Surveillance, Percentage of Hospital Visits for a Complaint of ILI, or Discharge Diagnosis of Influenza, by CDC Week, Snohomish County, WA, 2020-2021, 2021-2022, and 2022-2023 Seasons



# Snohomish County Influenza Surveillance Report

## CDC Week 2 – ending 1/14/2023

Figure 6: Snohomish County ≥10% school illness-related absenteeism due to respiratory illness by week of reported illness absence.



### Additional Resources:

Washington State Influenza Update: [https://doh.wa.gov/sites/default/files/filefield\\_paths/420-100-FluUpdate.pdf](https://doh.wa.gov/sites/default/files/filefield_paths/420-100-FluUpdate.pdf)

Weekly U.S. Influenza Surveillance Report: <https://www.cdc.gov/flu/weekly/index.htm>