



**Snohomish County Influenza Surveillance Report: CDC week 5 (ending 2/1/2020)**

**Number of Reported Cases in Snohomish County for the 2019-2020 Influenza Season through CDC Week 5 (ending 2/1/2020):**

|                                                         |                                                          |
|---------------------------------------------------------|----------------------------------------------------------|
| Hospitalizations                                        | 88 (mean age 58.6; median age 63; Age range <1-96 years) |
| Influenza-related deaths*                               | 5                                                        |
| School absenteeism (>10%) due to influenza-like illness | 12                                                       |
| Long-term care facility influenza outbreaks             | 3                                                        |

\*Deaths are all reported influenza-related deaths at the time of the report

**Total number of reported influenza related deaths of Snohomish County residents by season:**

| Season    | Number of deaths | mean age | median age |
|-----------|------------------|----------|------------|
| 2015-2016 | 9                | 56       | 62         |
| 2016-2017 | 45               | 78       | 82         |
| 2017-2018 | 40               | 79       | 84         |
| 2018-2019 | 26               | 64       | 60         |
| 2019-2020 | 5                | 59.6     | 61         |

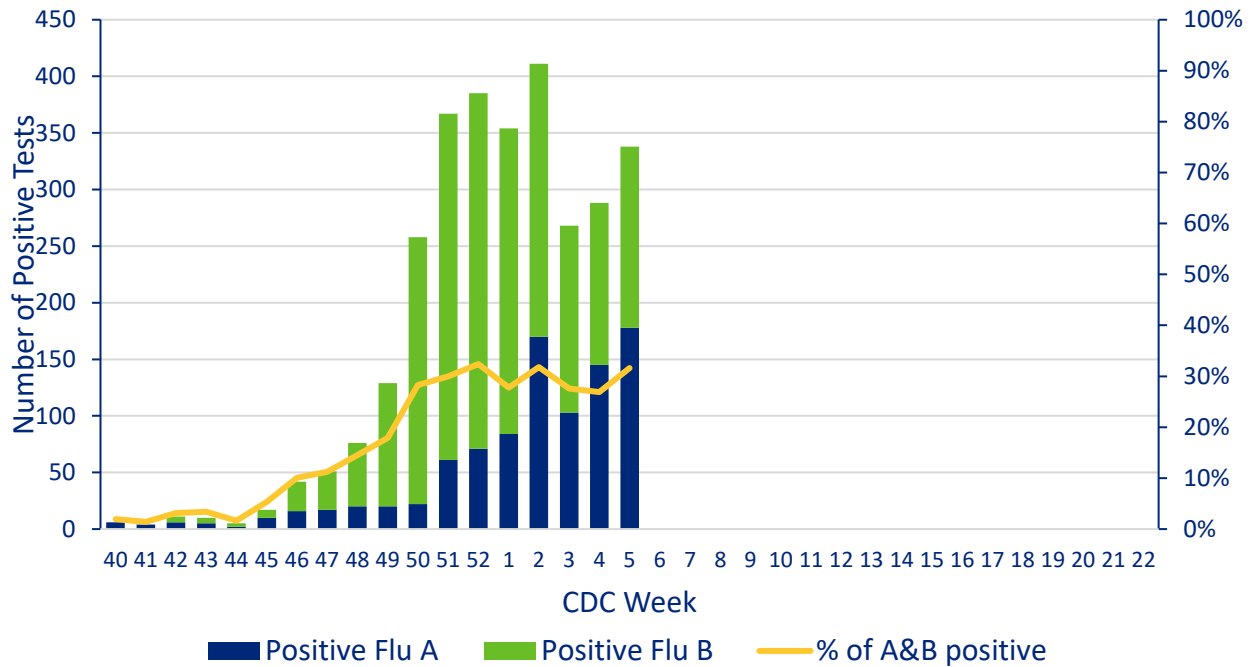
**Laboratory testing for influenza by Snohomish County healthcare facilities\*:**

| CDC week (date ending) | Number of influenza tests performed | Number influenza A positive | Number influenza B positive | Percent (%) of A and B positive |
|------------------------|-------------------------------------|-----------------------------|-----------------------------|---------------------------------|
| 45 (11/09/2019)        | 317                                 | 10                          | 7                           | 5.4                             |
| 46 (11/16/2019)        | 418                                 | 16                          | 26                          | 10                              |
| 47 (11/23/2019)        | 452                                 | 17                          | 34                          | 11.3                            |
| 48 (11/30/2019)        | 523                                 | 20                          | 56                          | 14.5                            |
| 49 (12/07/2019)        | 721                                 | 20                          | 109                         | 17.9                            |
| 50 (12/14/2019)        | 874                                 | 21                          | 228                         | 28.5                            |
| 51 (12/21/2019)        | 1224                                | 61                          | 306                         | 30.0                            |
| 52 (12/28/2019)        | 1188                                | 71                          | 314                         | 32.4                            |
| 1 (01/04/2020)         | 1274                                | 84                          | 270                         | 27.8                            |
| 2 (01/11/2020)         | 1293                                | 170                         | 241                         | 31.8                            |
| 3 (01/18/2020)         | 972                                 | 103                         | 165                         | 27.6                            |
| 4 (01/25/2020)         | 1070                                | 145                         | 143                         | 26.9                            |
| 5 (02/01/2020)         | 1068                                | 178                         | 160                         | 31.6                            |

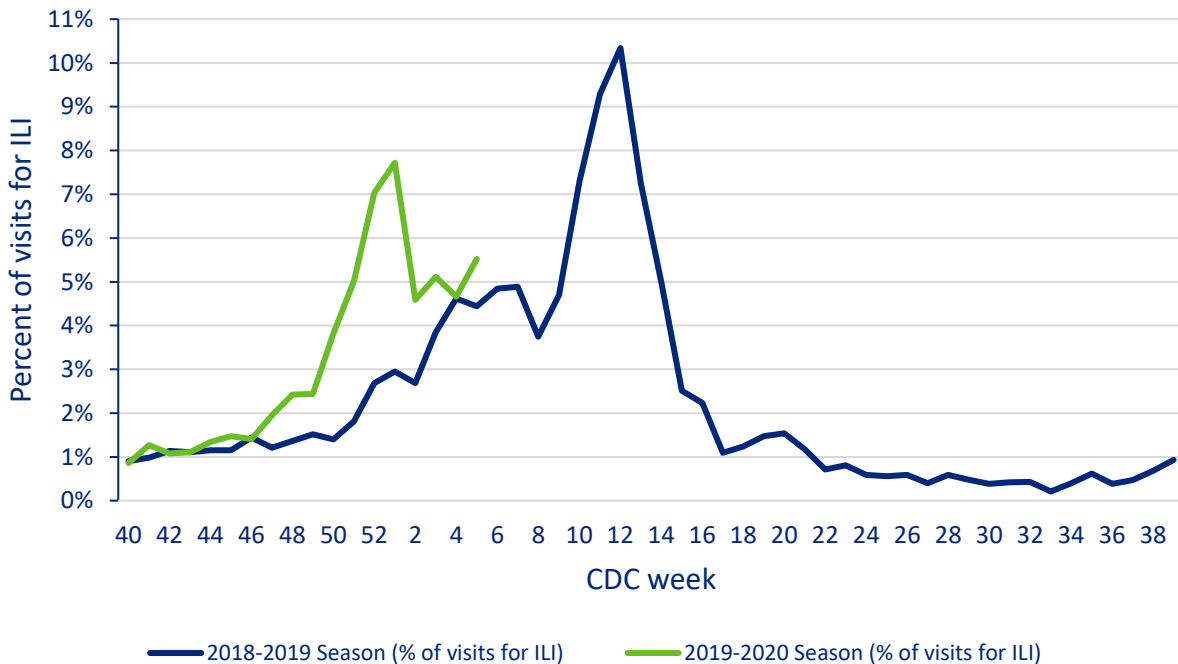
\*The following healthcare facilities work with the Snohomish Health District to provide influenza laboratory surveillance data: The Everett Clinic, Part of OptumCare, EvergreenHealth Monroe, Providence Regional Medical Center Everett, Skagit Regional Health – Cascade Valley Hospital, Swedish Edmonds.



## Influenza Testing by CDC Week: 2019-2020

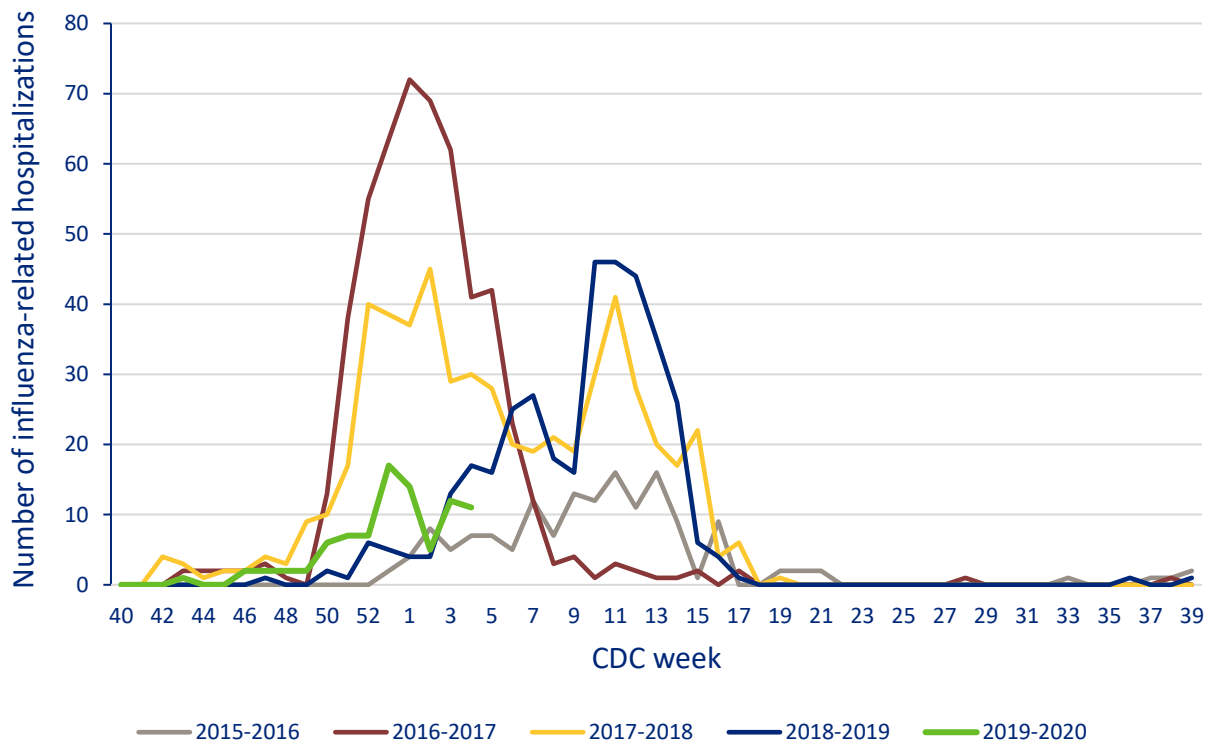


## Syndromic Surveillance, Percentage of Hospital Visits for a Complaint of ILI, or Discharge Diagnosis of Influenza, by CDC Week, Snohomish County, WA, 2018-2019 and 2019-2020 Seasons





### Snohomish County Influenza Hospitalizations by Season: CDC Week 5 (ending 2/01/2020)



Please use the link below to see the Washington State Department of Health Influenza report.  
<https://www.doh.wa.gov/Portals/1/Documents/5100/420-100-FluUpdate.pdf>